

Contact insert - HC-B 24-ESTC 48 - 1772120


Please be informed that the data shown in this PDF Document is generated from our Online Catalog. Please find the complete data in the user's documentation. Our General Terms of Use for Downloads are valid (<http://download.phoenixcontact.com>)



HEAVYCON male insert, B24 series, 24-pos., crimp connection, numbering 25 ... 48



Key commercial data

Packing unit	1 pc
GTIN	 4 017918 036799
Weight per Piece (excluding packing)	89.75 GRM
Custom tariff number	85366990
Country of origin	Germany

Technical data

General

Note	For HEAVYCON ADVANCE housing of type B24 and HEAVYCON housing of type B24/B48, crimp contacts CK 2,5-ED (crimp contacts not included in the scope of supply)
Connection method	Crimp connection
Pollution degree	3
Surge voltage category	III
Constructional and testing regulations	DIN VDE 0627/86 DIN VDE 0110/02.79 DIN VDE 0110-1/04.97 IEC 60664-1, DIN IEC 60512 IEC 60352
Number of positions	24+PE
Insertion/withdrawal cycles	≥ 500
Design	B24

Contact insert - HC-B 24-ESTC 48 - 1772120

Technical data

General

Connection in acc. with standard	IEC / EN
Conductor cross section	0.5 mm ² ... 4 mm ²
Connection cross section AWG	20 ... 12
Stripping length of the individual wire	7.5 mm
Connection	For housings of type B16/B32. Connectors may only be actuated when there is no load/voltage.

Ambient conditions

Ambient temperature (operation)	-40 °C ... 125 °C (including heating up of contacts)
---------------------------------	--

Material data

Inflammability class according to UL 94	V0
Contact material	Copper alloy
Contact surface material	Ag (alternatively Au)
Contact carrier material	PA

Electrical characteristics

Rated voltage (III/3)	500 V
Rated surge voltage	6 kV
Rated current	16 A

Classifications

eCl@ss

eCl@ss 4.0	27140816
eCl@ss 4.1	27140816
eCl@ss 5.0	27143424
eCl@ss 5.1	27143424
eCl@ss 6.0	27143424

ETIM

ETIM 2.0	EC000438
ETIM 3.0	EC000438
ETIM 4.0	EC000438
ETIM 5.0	EC000438

UNSPSC

UNSPSC 6.01	30211923
UNSPSC 7.0901	39121522
UNSPSC 11	39121522

Contact insert - HC-B 24-ESTC 48 - 1772120

Classifications

UNSPSC

UNSPSC 12.01	39121522
UNSPSC 13.2	39121522

Approvals

Approvals


Approvals

UL Recognized

Ex Approvals

Approvals submitted

Approval details

UL Recognized 	
mm ² /AWG/kcmil	18-14
Nominal current I _N	15 A
Nominal voltage U _N	600 V

Accessories

Accessories

Assembly tool

Removal tool - CK2,5-EWZ - 1662722



Contact removal tool, for turned CK 2,5... contacts

Contact insert - HC-B 24-ESTC 48 - 1772120

Accessories

Coding element

Coding element - HC-CST - 1676857



Coding peg for coding up to 16 connectors

Coding element - HC-CBU - 1676860



Coding socket for coding up to 16 connectors

Coding bolt - HC-CB - 1772722



Coding pin, prevents mismatching of up to six connectors with an identical number of positions

Dummy socket - CK2,5-ED-BB - 1584693



Dummy socket for contact carrier with turned CK 2,5-ED... socket contacts. For HC-A../HC-BB../HC-M... series contact inserts.

Crimping tool

Crimping pliers - CRIMPFOX-1,6/2,5-ED-4,0 - 1687419



Crimping pliers, for turned contacts, CK 1.6 ED... and CK 2.5 ED...

Contact insert - HC-B 24-ESTC 48 - 1772120

Accessories

Mounting material

Screw - HC-B-PES - 1604997



PE screw, for contact inserts HC-B / HC-BB / HC-DD / HC-D40 / HC-D64

PE multiplier - HC-B-3PE - 1644326



PE multiplier, for three PE connections, for HC-B (besides HC-B..E..ZZ) / HC-BB / HC-DD / HC-D40 / HC-D64 contact inserts

Strain relief clamp - HC-B-ZG - 1685327



Strain relief clamps contact inserts of series: B-, BB-, D 40, D 64, DD and HV, straight cable exit

Strain relief clamp - HC-B-ZS - 1685330



Strain relief clamps contact inserts of series: B-, BB-, D 40, D 64, DD and HV, lateral cable exit

Plug assembly frame

Contact insert - HC-B 24-ESTC 48 - 1772120

Accessories

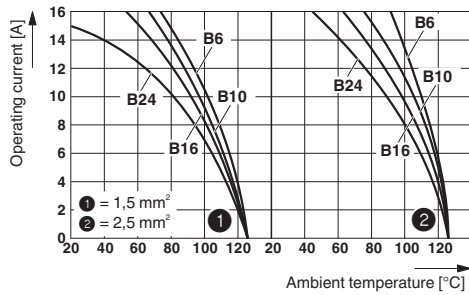
Connector assembly frame - HC-SMR-B24 - 1687985



HEAVYCON connector assembly frame, for contact inserts of type B24

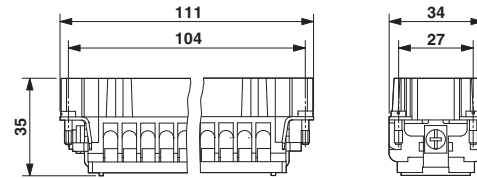
Drawings

Diagram




Derating diagram

Dimensioned drawing



Male insert

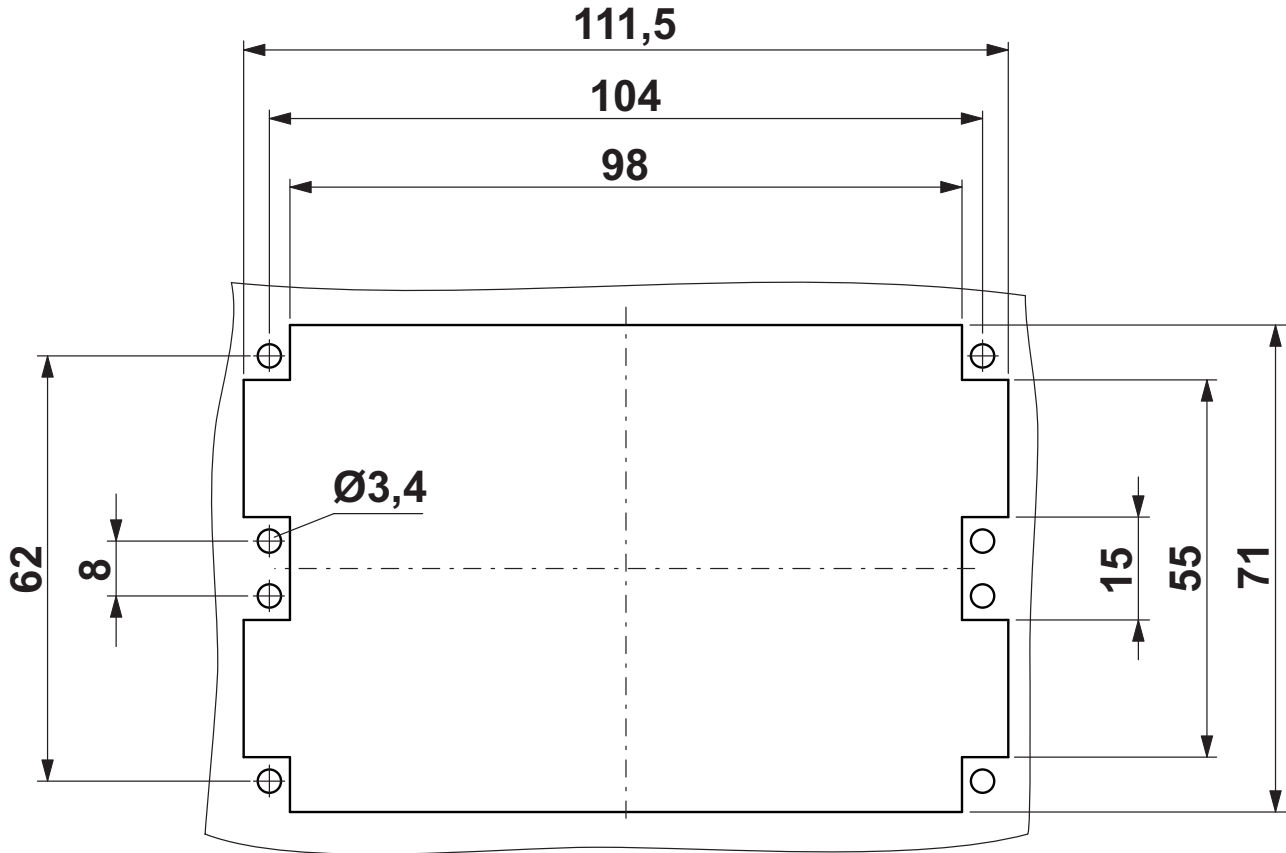
Schematic diagram



Connector pin assignment, connection side

Contact insert - HC-B 24-ESTC 48 - 1772120

Dimensioned drawing



Panel cutout