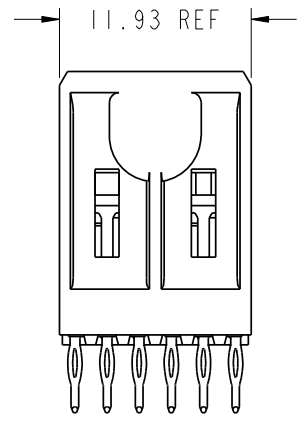
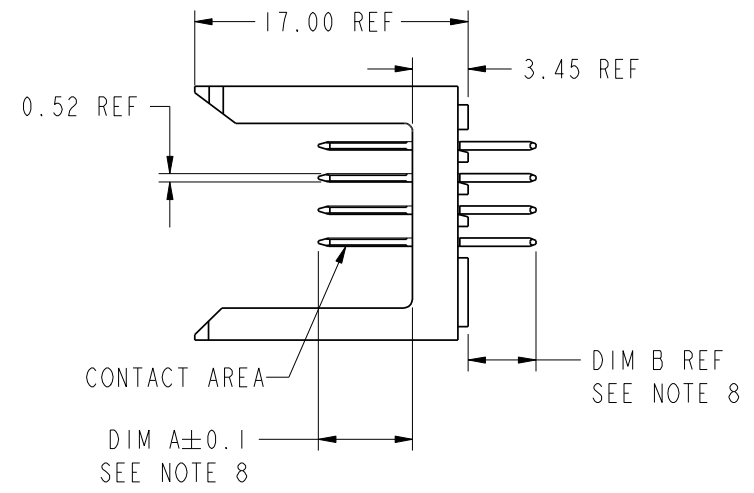
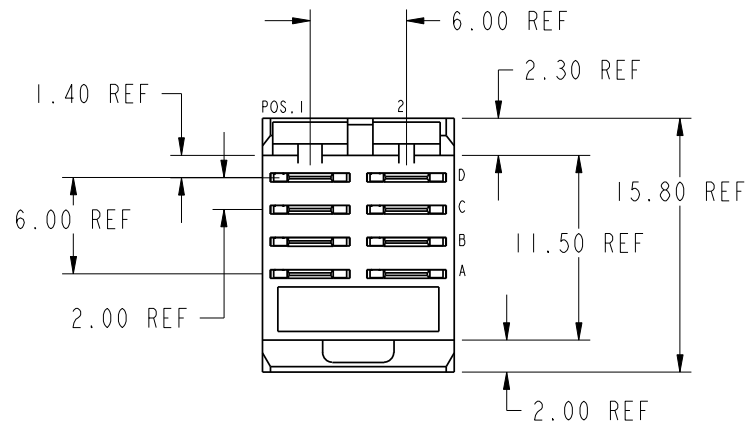


PRODUCT NUMBER
70236-XYX
70236-XYLX



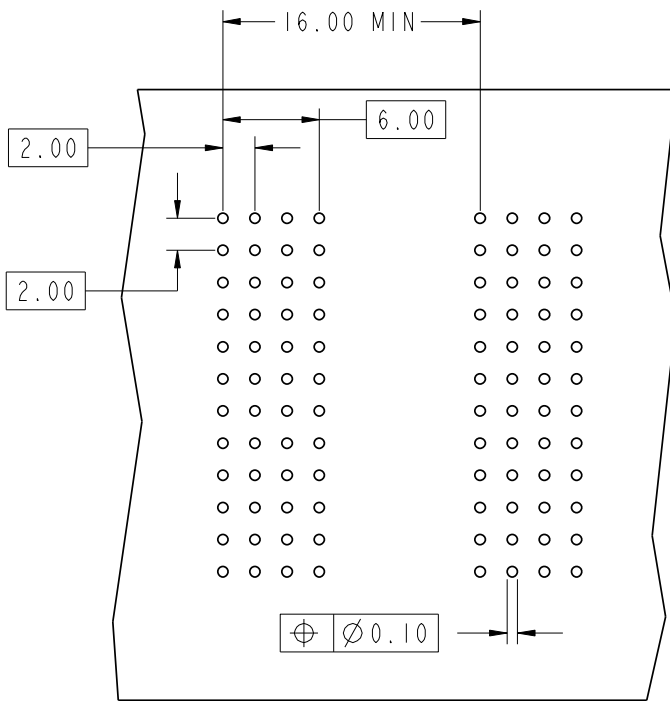
PLATING IN CONTACT AREA		
DASH NUMBER	PERFORMANCE LEVEL	NOTES
-1YY	TELCORDIA CO	-
-2YY	TELECOM CLASS	-
-3YY	IEC CLASS 1	-
-5YY	TELCORDIA UE	-
-1YYLX	TELCORDIA CO IEC CLASS 1	SEE NOTE 10
-2YYLX	TELECOM CLASS	SEE NOTE 10
-5YYLX	TELCORDIA UE	SEE NOTE 10



Copyright FCI.

www.fciconnect.com			surface 3.200 ISO 1302	tolerance std ISO 406 ISO 1101	projection ISO 1101	mm
TOLERANCES UNLESS OTHERWISE SPECIFIED			ANGULAR	LINEAR	size A4	Scale 11:10
Dr	T.BRUNGARD	11/19/99	0.X	±0.3	ECN	*
Eng	M.STRAWSER	11/19/99	0.XX	±0.13	Spec ref	*
Chr	M.STRAWSER	11/19/99	0.XXX	±0.051		
Appr	M.STRAWSER	02/29/00	Product family METRAL			
FCI			title METRAL POWER HEADER		dwg no 70236	
			I MOD, 4 ROW PRESS-FIT		Rev. AH	
			catalog no -		CUSTOMER sheet 1 of 6	

rev	ecn no	dr	date
AE	V06-0498	DCH	2006-05-31
AF	DG09-0256	TER	2009-08-19
AG	DG10-0296	TER	2010-08-11
AH	DG10-0306	TER	2010-08-24
-	-	-	-
AC	V05-0385	DA1	04/21/05
AD	V05-0796	DA1	08/19/05



REQUIRED PC BOARD LAYOUT
 COMPONENT SIDE
 SEE PRINT 58351 FOR
 ADDITIONAL PCB INFORMATION

KEY		
CODE	DIMENSIONS	
	DIM "A" MATE	DIM "B" TAIL
P01	6.50	4.30
P02	7.25	4.30
P03	8.00	4.30
P04	6.50	13.60
P05	7.25	13.60
P06	8.00	13.60
P07	6.50	17.00
P08	7.25	17.00
P09	8.00	17.00
P16	5.00	4.30
P17	5.75	4.30



Copyright FCI.

www.fciconnect.com		surface 3.200	tolerance std	projection	mm
		ISO 1302	ISO 406 ISO 1101		
TOLERANCES UNLESS OTHERWISE SPECIFIED					
Dr	T. BRUNGARD	11/19/99	ANGULAR	0.X	±0.3
Eng	M. STRAWSER	11/19/99	LINEAR	0.XX	±0.13
Chr	M. STRAWSER	11/19/99	0° ±2°	0.XXX	±0.051
Appr	M. STRAWSER	02/29/00	Product family	METRAL	Spec ref *
		title		dwg no	
		METRAL POWER HEADER		70236	
		1 MOD, 4 ROW PRESS-FIT		Rev. AH	
		catalog no		CUSTOMER sheet 2 of 6	



Copyright FCI.

METRAL P/N	ROW	CONTACT CODE MOD. I		METRAL P/N	ROW	CONTACT CODE MOD. I		METRAL P/N	ROW	CONTACT CODE MOD. I		METRAL P/N	ROW	CONTACT CODE MOD. I	
		1	2			1	2			1	2			1	2
70236-X00 SEE NOTE 11 LEAD FREE OPTION	D	P03	P03	70236-X05 SEE NOTE 11 LEAD FREE OPTION	D	P01	P01	70236-X10 SEE NOTE 11 LEAD FREE OPTION	D	P16	P16	70236-X15 SEE NOTE 11 LEAD FREE OPTION	D	P02	P02
	C	P02	P02		C	P01	P01		C	P16	P16		C	P02	P02
	B	P01	P01		B	P01	P01		B	P16	P16		B	P02	P02
	A	P03	P03		A	P03	P03		A	P16	P16		A	P02	P02
70236-X01 SEE NOTE 11 LEAD FREE OPTION	D	P01	P01	70236-X06 SEE NOTE 11 LEAD FREE OPTION	D	P03	P03	70236-X11 SEE NOTE 11 LEAD FREE OPTION	D	P16	P16	70236-X20 SEE NOTE 11 LEAD FREE OPTION	D	P06	P06
	C	P01	P01		C	P02	P02		C	P16	P16		C	P05	P05
	B	P01	P01		B	P02	P02		B	P16	P16		B	P04	P04
	A	P01	P01		A	P01	P01		A	P01	P01		A	P06	P06
70236-X02 SEE NOTE 11 LEAD FREE OPTION	D	P01	P01	70236-X07 SEE NOTE 11 LEAD FREE OPTION	D	P01	P01	70236-X12 SEE NOTE 11 LEAD FREE OPTION	D	P01	P01	70236-X21 SEE NOTE 11 LEAD FREE OPTION	D	P04	P04
	C	P02	P02		C	P01	P01		C	P17	P17		C	P04	P04
	B	P03	P03		B	P02	P02		B	P17	P17		B	P04	P04
	A	P03	P03		A	P03	P03		A	P01	P01		A	P04	P04
70236-X03 SEE NOTE 11 LEAD FREE OPTION	D	P01	P01	70236-X08 SEE NOTE 11 LEAD FREE OPTION	D	P03	P03	70236-X13 SEE NOTE 11 LEAD FREE OPTION	D	P17	P17	70236-X22 SEE NOTE 11 LEAD FREE OPTION	D	P04	P04
	C	P01	P01		C	P03	P03		C	P17	P17		C	P05	P05
	B	P03	P03		B	P03	P03		B	P02	P02		B	P06	P06
	A	P01	P01		A	P03	P03		A	P17	P17		A	P06	P06
70236-X04 SEE NOTE 11 LEAD FREE OPTION	D	P02	P02	70236-X09 SEE NOTE 11 LEAD FREE OPTION	D	P03	P03	70236-X14 SEE NOTE 11 LEAD FREE OPTION	D	P17	P17	70236-X23 SEE NOTE 11 LEAD FREE OPTION	D	P04	P04
	C	P03	P03		C	P03	P03		C	P17	P17		C	P04	P04
	B	P03	P03		B	P02	P02		B	P17	P17		B	P06	P06
	A	P03	P03		A	P02	P02		A	P17	P17		A	P04	P04
70236-X24 SEE NOTE 11 LEAD FREE OPTION	D	P05	P05	70236-X25 SEE NOTE 11 LEAD FREE OPTION	D	P04	P04	70236-X26 SEE NOTE 11 LEAD FREE OPTION	D	P06	P06	70236-X27 SEE NOTE 11 LEAD FREE OPTION	D	P04	P04
	C	P06	P06		C	P04	P04		C	P04	P04		C	P04	P04
	B	P06	P06		B	P04	P04		B	P05	P05		B	P05	P05
	A	P06	P06		A	P06	P06		A	P04	P04		A	P06	P06
70236-X26 SEE NOTE 11 LEAD FREE OPTION	D	P06	P06	70236-X28 SEE NOTE 11 LEAD FREE OPTION	D	P06	P06	70236-X29 SEE NOTE 11 LEAD FREE OPTION	D	P06	P06	70236-X30 SEE NOTE 11 LEAD FREE OPTION	D	P06	P06
	C	P05	P05		C	P06	P06		C	P06	P06		C	P06	P06
	B	P05	P05		B	P06	P06		B	P06	P06		B	P06	P06
	A	P04	P04		A	P06	P06		A	P06	P06		A	P06	P06

www.fciconnect.com			surface 3.200	tolerance std	projection	mm		
			ISO 1302	ISO 406 ISO 1101				
			TOLERANCES UNLESS OTHERWISE SPECIFIED					
Dr	T.BRUNGARD	11/19/99	ANGULAR	LINEAR	0.X	±0.3		
Eng	M.STRAWSER	11/19/99			0.XX	±0.13	size A4	Scale 11:10
Chr	M.STRAWSER	11/19/99			0°	±2°	0.XXX	±0.051
Appr	M.STRAWSER	02/29/00	Product family		METRAL	Spec ref *		
		title METRAL POWER HEADER			dwg no 70236		Rev. AH	
		I MOD, 4 ROW PRESS-FIT			CUSTOMER		sheet 3 of 6	
		catalog no -						



Copyright FCI.

METRAL P/N	ROW	CONTACT CODE MOD. I		METRAL P/N	ROW	CONTACT CODE MOD. I		METRAL P/N	ROW	CONTACT CODE MOD. I		METRAL P/N	ROW	CONTACT CODE MOD. I	
		1	2			1	2			1	2			1	2
70236-X29 SEE NOTE 11 LEAD FREE OPTION	D	P06	P06	70236-X34 SEE NOTE 11 LEAD FREE OPTION	D	P08	P08	70236-X39 SEE NOTE 11 LEAD FREE OPTION	D	P09	P09	70236-X44 SEE NOTE 11 LEAD FREE OPTION	D	P02	P02
	C	P06	P06		C	P09	P09		C	P02	P02		C	P02	P02
	B	P05	P05		B	P09	P09		B	P03	P03		B	P02	P02
	A	P05	P05		A	P09	P09		A	P03	P03		A	P02	P02
70236-X30 SEE NOTE 11 LEAD FREE OPTION	D	P09	P09	70236-X35 SEE NOTE 11 LEAD FREE OPTION	D	P07	P07	70236-X40 SEE NOTE 11 LEAD FREE OPTION	D	P01	P01	70236-X45 SEE NOTE 11 LEAD FREE OPTION	D	P03	P03
	C	P08	P08		C	P07	P07		C	P02	P02		C	P06	P06
	B	P07	P07		B	P07	P07		B	P02	P02		B	P05	P05
	A	P09	P09		A	P09	P09		A	P01	P01		A	P04	P04
70236-X31 SEE NOTE 11 LEAD FREE OPTION	D	P07	P07	70236-X36 SEE NOTE 11 LEAD FREE OPTION	D	P09	P09	70236-X41 SEE NOTE 11 LEAD FREE OPTION	D	P02	P02	70236-X46 SEE NOTE 11 LEAD FREE OPTION	D	P02	P02
	C	P07	P07		C	P08	P08		C	P01	P01		C	P05	P05
	B	P07	P07		B	P08	P08		B	P01	P01		B	P05	P05
	A	P07	P07		A	P07	P07		A	P03	P03		A	P06	P06
70236-X32 SEE NOTE 11 LEAD FREE OPTION	D	P07	P07	70236-X37 SEE NOTE 11 LEAD FREE OPTION	D	P07	P07	70236-X42 SEE NOTE 11 LEAD FREE OPTION	D	P01	P01	70236-X47 SEE NOTE 11 LEAD FREE OPTION	D	P03	P03
	C	P08	P08		C	P07	P07		C	P02	P02		C	P01	P01
	B	P09	P09		B	P08	P08		B	P03	P03		B	P01	P01
	A	P09	P09		A	P09	P09		A	P01	P01		A	P03	P03
70236-X33 SEE NOTE 11 LEAD FREE OPTION	D	P07	P07	70236-X38 SEE NOTE 11 LEAD FREE OPTION	D	P09	P09	70236-X43 SEE NOTE 11 LEAD FREE OPTION	D	P02	P02	70236-X48 SEE NOTE 11 LEAD FREE OPTION	D	P02	P02
	C	P07	P07		C	P09	P09		C	P02	P02		C	P03	P03
	B	P09	P09		B	P09	P09		B	P03	P03		B	P01	P01
	A	P07	P07		A	P09	P09		A	P02	P02		A	P03	P03

www.fciconnect.com			surface 3.200	tolerance std	projection	mm		
			ISO 1302	ISO 406 ISO 1101				
			TOLERANCES UNLESS OTHERWISE SPECIFIED					
Dr	T.BRUNGARD	11/19/99	ANGULAR	LINEAR	0.X	±0.3		
Eng	M.STRAWSER	11/19/99			0.XX	±0.13	size A4	Scale 11:10
Chr	M.STRAWSER	11/19/99			0°	±2°	0.XXX	±0.051
Appr	M.STRAWSER	02/29/00	Product family		METRAL	Spec ref *		
			title METRAL POWER HEADER			dwg no 70236	Rev. AH	
			I MOD, 4 ROW PRESS-FIT					
			catalog no -			CUSTOMER	sheet 4 of 6	



Copyright FCI.

METRAL P/N	ROW	CONTACT CODE MOD. I	
		1	2
70236-X54 SEE NOTE 11 LEAD FREE OPTION	D	P05	P05
	C	P05	P05
	B	P06	P06
	A	P06	P06

METRAL P/N	ROW	CONTACT CODE MOD. I	
		1	2
70236-X59 SEE NOTE 11 LEAD FREE OPTION	D	P05	P05
	C	P05	P05
	B	P05	P05
	A	P05	P05

METRAL P/N	ROW	CONTACT CODE MOD. I	
		1	2
70236-X64 SEE NOTE 11 LEAD FREE OPTION	D	P08	P08
	C	P08	P08
	B	P09	P09
	A	P09	P09

METRAL P/N	ROW	CONTACT CODE MOD. I	
		1	2
70236-X69 SEE NOTE 11 LEAD FREE OPTION	D	P08	P08
	C	P08	P08
	B	P08	P08
	A	P08	P08

METRAL P/N	ROW	CONTACT CODE MOD. I	
		1	2
70236-X92 SEE NOTE 11 LEAD FREE OPTION	D	P03	P03
	C	P01	P01
	B	P03	P03
	A	P01	P01

METRAL P/N	ROW	CONTACT CODE MOD. I	
		1	2
70236-X55 SEE NOTE 11 LEAD FREE OPTION	D	P06	P06
	C	P05	P05
	B	P05	P05
	A	P06	P06

METRAL P/N	ROW	CONTACT CODE MOD. I	
		1	2
70236-X60 SEE NOTE 11 LEAD FREE OPTION	D	P07	P07
	C	P09	P09
	B	P08	P08
	A	P07	P07

METRAL P/N	ROW	CONTACT CODE MOD. I	
		1	2
70236-X65 SEE NOTE 11 LEAD FREE OPTION	D	P09	P09
	C	P08	P08
	B	P08	P08
	A	P09	P09

METRAL P/N	ROW	CONTACT CODE MOD. I	
		1	2
70236-X70 SEE NOTE 11 LEAD FREE OPTION	D	P01	P01
	C	P01	P01
	B	P02	P02
	A	P02	P02

METRAL P/N	ROW	CONTACT CODE MOD. I	
		1	2
70236-X93 SEE NOTE 11 LEAD FREE OPTION	D	P01	P01
	C	P03	P03
	B	P01	P01
	A	P03	P03

METRAL P/N	ROW	CONTACT CODE MOD. I	
		1	2
70236-X56 SEE NOTE 11 LEAD FREE OPTION	D	P05	P05
	C	P04	P04
	B	P04	P04
	A	P06	P06

METRAL P/N	ROW	CONTACT CODE MOD. I	
		1	2
70236-X61 SEE NOTE 11 LEAD FREE OPTION	D	P08	P08
	C	P08	P08
	B	P08	P08
	A	P09	P09

METRAL P/N	ROW	CONTACT CODE MOD. I	
		1	2
70236-X66 SEE NOTE 11 LEAD FREE OPTION	D	P08	P08
	C	P07	P07
	B	P07	P07
	A	P09	P09

METRAL P/N	ROW	CONTACT CODE MOD. I	
		1	2
70236-X80 SEE NOTE 11 LEAD FREE OPTION	D	P04	P04
	C	P04	P04
	B	P05	P05
	A	P05	P05

METRAL P/N	ROW	CONTACT CODE MOD. I	
		1	2
70236-X94 SEE NOTE 11 LEAD FREE OPTION	D	P16	P16
	C	P01	P01
	B	P01	P01
	A	P01	P01

METRAL P/N	ROW	CONTACT CODE MOD. I	
		1	2
70236-X57 SEE NOTE 11 LEAD FREE OPTION	D	P06	P06
	C	P04	P04
	B	P04	P04
	A	P06	P06

METRAL P/N	ROW	CONTACT CODE MOD. I	
		1	2
70236-X62 SEE NOTE 11 LEAD FREE OPTION	D	P07	P07
	C	P08	P08
	B	P09	P09
	A	P07	P07

METRAL P/N	ROW	CONTACT CODE MOD. I	
		1	2
70236-X67 SEE NOTE 11 LEAD FREE OPTION	D	P09	P09
	C	P07	P07
	B	P07	P07
	A	P09	P09

METRAL P/N	ROW	CONTACT CODE MOD. I	
		1	2
70236-X90 SEE NOTE 11 LEAD FREE OPTION	D	P07	P07
	C	P07	P07
	B	P08	P08
	A	P08	P08

METRAL P/N	ROW	CONTACT CODE MOD. I	
		1	2
70236-X95 SEE NOTE 11 LEAD FREE OPTION	D	P02	P02
	C	P02	P02
	B	P01	P01
	A	P01	P01

METRAL P/N	ROW	CONTACT CODE MOD. I	
		1	2
70236-X58 SEE NOTE 11 LEAD FREE OPTION	D	P05	P05
	C	P06	P06
	B	P04	P04
	A	P06	P06

METRAL P/N	ROW	CONTACT CODE MOD. I	
		1	2
70236-X63 SEE NOTE 11 LEAD FREE OPTION	D	P08	P08
	C	P08	P08
	B	P09	P09
	A	P08	P08

METRAL P/N	ROW	CONTACT CODE MOD. I	
		1	2
70236-X68 SEE NOTE 11 LEAD FREE OPTION	D	P08	P08
	C	P09	P09
	B	P07	P07
	A	P09	P09

METRAL P/N	ROW	CONTACT CODE MOD. I	
		1	2
70236-X91 SEE NOTE 11 LEAD FREE OPTION	D	P16	P16
	C	P16	P16
	B	P01	P01
	A	P16	P16

METRAL P/N	ROW	CONTACT CODE MOD. I	
		1	2
70236-X96 SEE NOTE 11 LEAD FREE OPTION	D	P03	P03
	C	P02	P02
	B	P17	P17
	A	P03	P03

www.fciconnect.com		surface 3.200	tolerance std	projection	mm
		ISO 1302	ISO 406 ISO 1101		
		TOLERANCES UNLESS OTHERWISE SPECIFIED			
Dr	T.BRUNGARD	11/19/99	ANGULAR	0.X ±0.3	size A4
Eng	M.STRAWSER	11/19/99	LINEAR	0.XX ±0.13	Scale 11:10
Chr	M.STRAWSER	11/19/99	0° ±2°	0.XXX ±0.051	ECN *
Appr	M.STRAWSER	02/29/00	Product family	METRAL	Spec ref *
		title METRAL POWER HEADER		dwg no 70236	
		I MOD, 4 ROW PRESS-FIT		Rev. AH	
		catalog no -		CUSTOMER sheet 5 of 6	



Copyright FCI.

METRAL P/N	ROW	CONTACT CODE MOD. 1	
		1	2
70236-X97 SEE NOTE 11 LEAD FREE OPTION	D	P01	P01
	C	P03	P03
	B	P03	P03
	A	P02	P02

METRAL P/N	ROW	CONTACT CODE MOD. 1	
		1	2
70236-X98 SEE NOTE 11 LEAD FREE OPTION	D	P02	P02
	C	P03	P03
	B	P03	P03
	A	P01	P01

METRAL P/N	ROW	CONTACT CODE MOD. 1	
		1	2
70236-X99 SEE NOTE 11 LEAD FREE OPTION	D	P03	P03
	C	P16	P16
	B	P16	P16
	A	P16	P16

METRAL P/N	ROW	CONTACT CODE MOD. 1	
		1	2
70236-X100 SEE NOTE 11 LEAD FREE OPTION	D	P03	P03
	C	P16	P16
	B	P16	P16
	A	P03	P03



NOTES:

- FOR DIM A AND B SEE SHEET 2 AND UP.
- BODY MATERIAL: LIQUID CRYSTAL
POLYMER 30 % GLASS.
FLAME RETARDANT ACC. UL 94-V0.
- PIN MATERIAL:
PHOSPHOR BRONZE.
- PLATING ON PRESS-FIT TAIL:
70236 -XXX IS SnPb
70236-XXYLF IS SN (LEAD FREE)
PLATING ON CONTACT AREA CONFORMS TO PERFORMANCE LEVEL SHOWN IN TABLE.
- PRODUCT MARKING:
PART NUMBER DESIGNATION & BATCH I.D.
- ALL PRODUCTS WITH PART NUMBERS SHOWN IN SUBSEQUENT TABLES WILL BE PACKAGED IN TUBES. IF TRAY PACKAGING IS REQUIRED, A SUFFIX "P" WILL BE ADDED TO THE END OF THE PART NUMBER. EXAMPLE: XXXX-XXXP OR XXXX-XXXPLF
- PRODUCT SPECIFICATION GS-12-180
APPLICATION SPECIFICATION BUS-20-073
- AFTER INSERTION INTO CIRCUIT BOARD WITH QUALIFIED TOOL.
- A PLATING HAS Au FLASH IN PRESS FIT AREA (LEAD FREE).
- THE PRODUCTS WHERE THE PART NUMBER ENDS IN LF MEET THE EUROPEAN UNION DIRECTIVES AND OTHER COUNTRY REGULATIONS AS DESCRIBED IN GS-22-008.
- FOR LEAD FREE PART NUMBERS, ADD AN "LF" SUFFIX. EXAMPLE: 70236-X0ILF
- ALL PRODUCTS WILL WITHSTAND EXPOSURE TO 260°C FOR 60 SECONDS IN A CONVECTION, INFRA-RED OR VAPOR PHASE REFLOW OVEN.

www.fciconnect.com			surface 3.200 ISO 1302	tolerance std ISO 406 ISO 1101	projection mm			
			TOLERANCES UNLESS OTHERWISE SPECIFIED					
Dr	T.BRUNGARD	11/19/99	ANGULAR	LINEAR	0.X	±0.3	size A4	Scale 11:10
Eng	M.STRAWSER	11/19/99			0.XX	±0.13	ECN	*
Chr	M.STRAWSER	11/19/99			0° ±2°	0.XXX		
Appr	M.STRAWSER	02/29/00	Product family		METRAL	Spec ref *		
			title METRAL POWER HEADER			dwg no 70236		Rev. AH
			catalog no -			CUSTOMER		sheet 6 of 6