

Contact insert - HC-B 24-I-UT-F - 1648306

Please be informed that the data shown in this PDF Document is generated from our Online Catalog. Please find the complete data in the user's documentation. Our General Terms of Use for Downloads are valid (<http://download.phoenixcontact.com>)



HEAVYCON female insert, B24 series, 24-pos., screw connection. PE connection using tension sleeve technology.

Product Features

- For fast coding with plastic profile
- PE connection using tension sleeve technology



Key commercial data

| | |
|--------------------------------------|------------|
| Packing unit | 1 1 |
| Weight per Piece (excluding packing) | 143.38 GRM |
| Custom tariff number | 85366990 |
| Country of origin | China |

Technical data

General

| | |
|--|---|
| Note | For HEAVYCON ADVANCE and HEAVYCON housing of B24 type. Plug-in connections may only be operated only when there is no load/voltage. |
| Connection method | Screw connection |
| Tightening torque | 0.5 Nm ... 0.8 Nm |
| Pollution degree | 3 |
| Surge voltage category | III |
| Constructional and testing regulations | DIN EN 61984 |
| | DIN EN 60664 |
| | IEC 60352 |
| Number of positions | 24+PE |
| Insertion/withdrawal cycles | ≥ 500 |
| Design | B24 |
| Connection in acc. with standard | IEC / EN |

Contact insert - HC-B 24-I-UT-F - 1648306

Technical data

General

| | |
|---|--|
| Conductor cross section | 0.5 mm ² ... 2.5 mm ² |
| Connection cross section AWG | 20 ... 14 |
| Stripping length of the individual wire | 8 mm |
| Assembly instructions | Coding also using the CP-HC (1686478) coding profiles. HC-B6../ HC-B10..for two coding profiles. HC-B16../ HC-B24..for four coding profiles. |
| Connection | Connectors may only be actuated when there is no load/voltage. |

Ambient conditions

| | |
|---------------------------------|--|
| Ambient temperature (operation) | -40 °C ... 125 °C (including heating up of contacts) |
|---------------------------------|--|

Material data

| | |
|---|--------------|
| Inflammability class according to UL 94 | V0 |
| Contact material | Copper alloy |
| Contact surface material | Ag |
| Contact carrier material | PA |

Electrical characteristics

| | |
|-----------------------|-------|
| Rated voltage (III/3) | 500 V |
| Rated surge voltage | 6 kV |
| Rated current | 16 A |

Classifications

eCl@ss

| | |
|------------|----------|
| eCl@ss 4.0 | 272607xx |
| eCl@ss 4.1 | 27260701 |
| eCl@ss 5.0 | 27143424 |
| eCl@ss 5.1 | 27143424 |
| eCl@ss 6.0 | 27143424 |
| eCl@ss 7.0 | 27440209 |
| eCl@ss 8.0 | 27440209 |

ETIM

| | |
|----------|----------|
| ETIM 3.0 | EC000438 |
| ETIM 4.0 | EC000438 |
| ETIM 5.0 | EC000438 |

UNSPSC

| | |
|---------------|----------|
| UNSPSC 6.01 | 30211923 |
| UNSPSC 7.0901 | 39121522 |

Contact insert - HC-B 24-I-UT-F - 1648306

Classifications

UNSPSC

| | |
|--------------|----------|
| UNSPSC 11 | 39121522 |
| UNSPSC 12.01 | 39121522 |
| UNSPSC 13.2 | 39121522 |

Approvals

Approvals


Approvals


CSA / UL Recognized / cUL Recognized / cULus Recognized

Ex Approvals

Approvals submitted

Approval details

| | |
|---|-------|
| CSA  | |
| mm ² /AWG/kcmil | 22-14 |
| Nominal current I _N | 13 A |
| Nominal voltage U _N | 600 V |

| | |
|---|-------|
| UL Recognized  | |
| mm ² /AWG/kcmil | 22-14 |
| Nominal current I _N | 13 A |
| Nominal voltage U _N | 600 V |

Contact insert - HC-B 24-I-UT-F - 1648306

Approvals

| | |
|--------------------------------|-------|
| cUL Recognized | |
| mm ² /AWG/kcmil | 22-14 |
| Nominal current I _N | 13 A |
| Nominal voltage U _N | 600 V |

| | |
|------------------|--|
| cULus Recognized | |
|------------------|--|

Accessories

Accessories

Coding element

Coding profile - CP-HC - 1686478



Encoding profile, 4 encoding profiles per strip, 40 strips per unit pack, for insertion in encoding grooves

Coding element - HC-CBU - 1676860



Coding socket for coding up to 16 connectors

Coding bolt - HC-CB - 1772722



Coding pin, prevents mismatching of up to six connectors with an identical number of positions

Contact insert - HC-B 24-I-UT-F - 1648306

Accessories

Coding element - HC-CST - 1676857



Coding peg for coding up to 16 connectors

Docking frame

Docking frames - HC-B 24-ANDOCK - 1586141



Docking frame for racks, for contact inserts of B24 type, with four M5 flat headed screws, rack balance x/y axis +/- 1.5 mm

Mounting material

Mounting material - HC-B-PES - 1604997



PE screw, for contact inserts HC-B / HC-BB / HC-DD / HC-D40 / HC-D64

PE multiplier - HC-B-3PE - 1644326



PE multiplier, for three PE connections, for HC-B (besides HC-B..E..ZZ) / HC-BB / HC-DD / HC-D40 / HC-D64 contact inserts

Strain relief clamp - HC-B-ZG - 1685327



Strain relief clamps contact inserts of series: B-, BB-, D 40, D 64, DD and HV, straight cable exit

Contact insert - HC-B 24-I-UT-F - 1648306

Accessories

Strain relief clamp - HC-B-ZS - 1685330



Strain relief clamps contact inserts of series: B-, BB-, D 40, D 64, DD and HV, lateral cable exit

Plug assembly frame

Connector assembly frame - HC-SMR-B24 - 1687985



HEAVYCON connector assembly frame, for contact inserts of type B24

Plug mounting plate

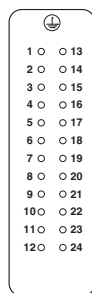
Connector assembly frame - HC-SMP 150-B24-AMQ - 1660944



HEAVYCON connector assembly frame with panel mounting base with double locking latch, for contact inserts of type B24, 150 mm long

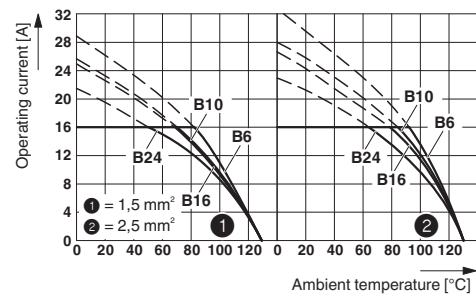
Drawings

Schematic diagram



Connector pin assignment, connection side

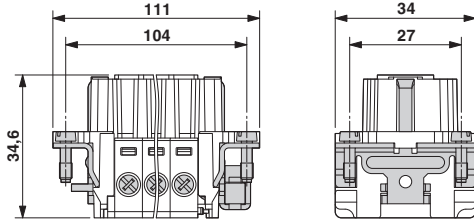
Diagram



Derating diagram

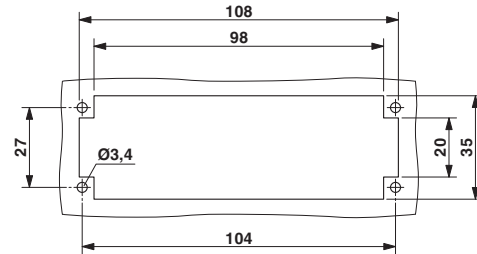
Contact insert - HC-B 24-I-UT-F - 1648306

Dimensioned drawing



Female insert

Dimensioned drawing



Panel cutout