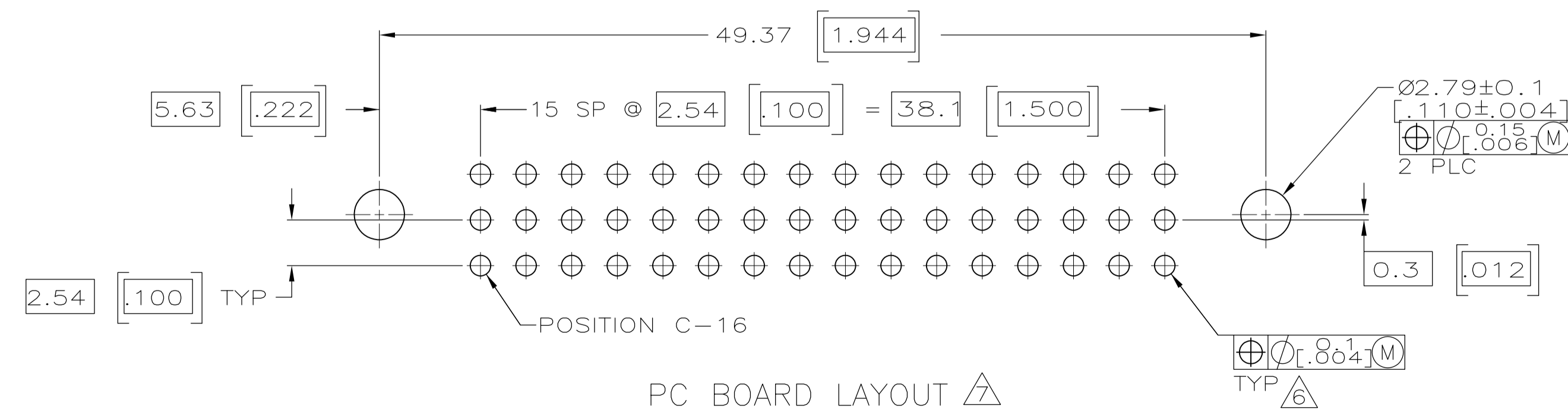

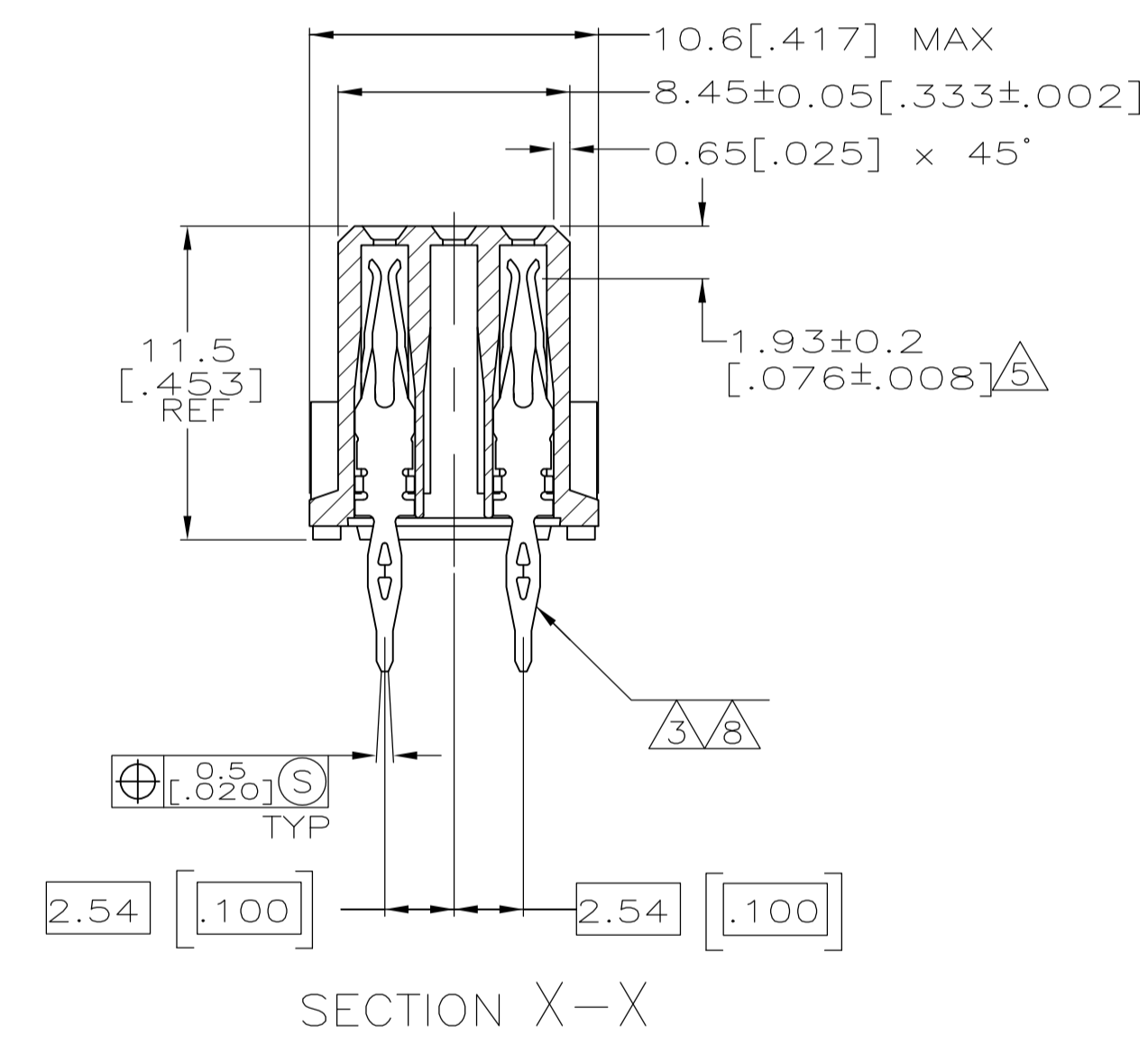
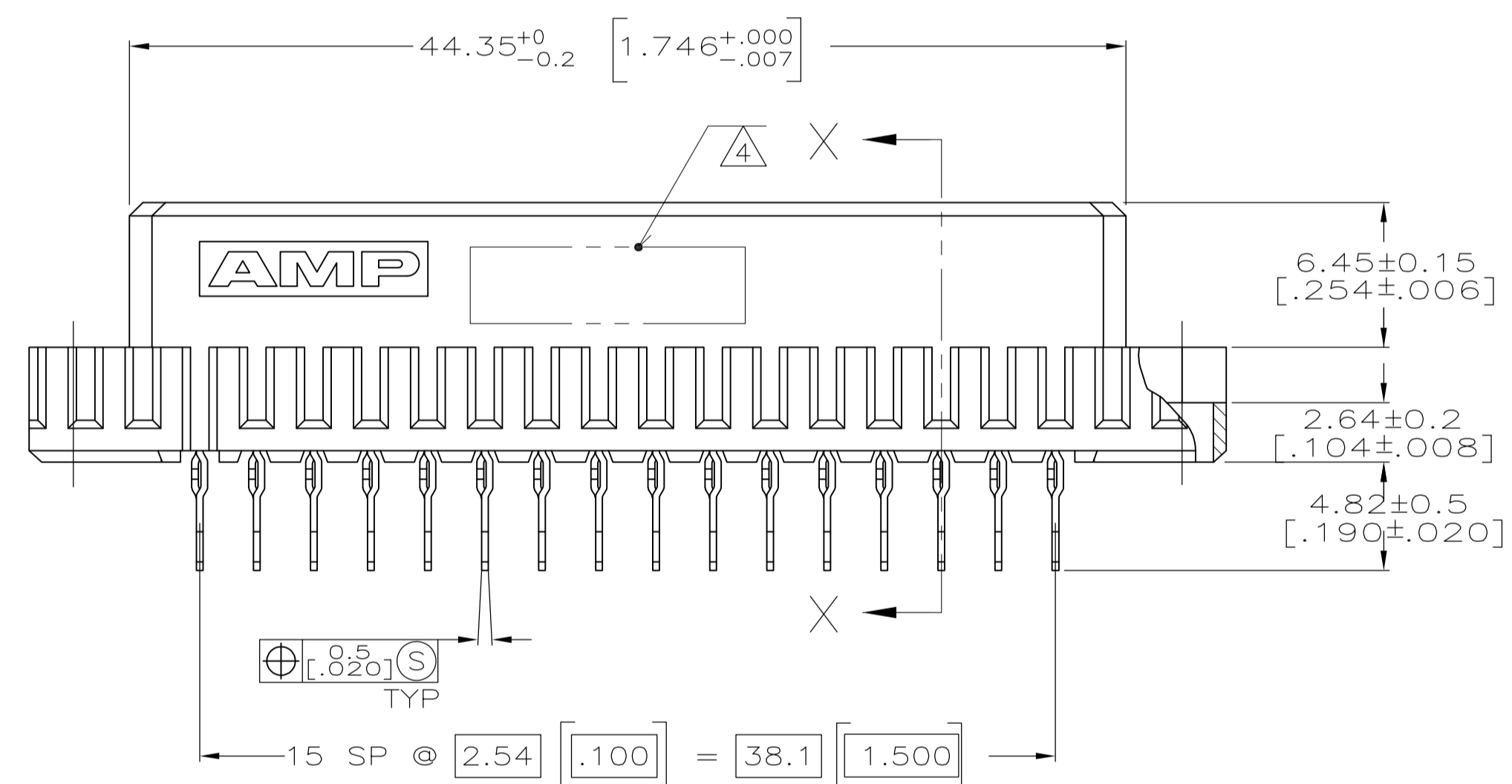
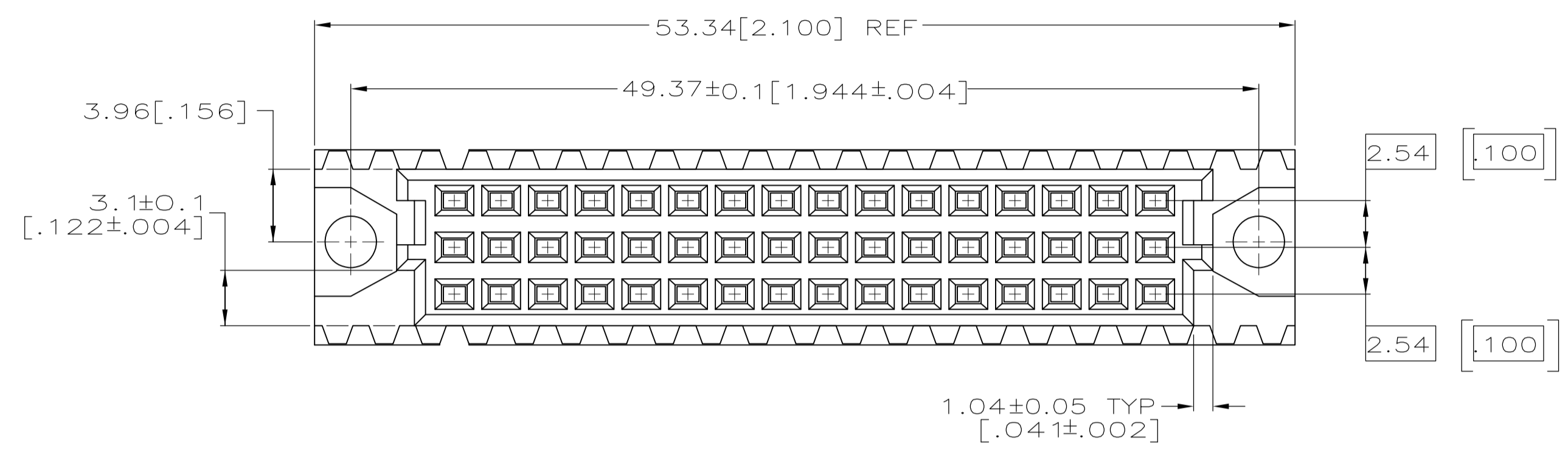


- △ HOUSING MATERIAL: GLASS-FILLED POLYESTER. COLOR: GRAY.
- △ CONTACT MATERIAL: PHOSPHOR BRONZE.
- △ CONTACT FINISH: DIN 41612 CLASS 2 IN CONTACT AREA. 0.00127[.000050] NICKEL UNDERPLATE ALL OVER. TIN-LEAD ON TAILS.
- △ PART NUMBER, DATE CODE IDENTIFICATION, CSA LOGO IN THIS APPROXIMATE AREA.
- △ POINT OF MEASUREMENT FOR GOLD.
- △ ACTION PIN POSTS REQUIRE 1.57[.062] MIN THICK PC BOARD. RECOMMENDED PC BOARD HOLES ARE  $\varnothing 1.51 \pm 0.02 [0.453 \pm 0.01]$  DRILLED HOLE WITH 0.02-0.07[.001-.003] COPPER AND 0.008[.0003] MIN TIN-LEAD PLATING. FINISHED HOLE AFTER PLATING,  $\varnothing 0.94-1.09 [0.37-.043]$ .
- △ CENTER ROW OF PLATED THRU HOLES NOT REQUIRED FOR THIS CONNECTOR LOAD PATTERN.
- △ CONTACT FINISH: DIN 41612 CLASS 3 IN CONTACT AREA. 0.00127[.000050] NICKEL UNDERPLATE ALL OVER. TIN-LEAD ON TAILS.



OBsolete	△ 8	1 THRU 16	X	-	X	32	535068-9
	△ 3	1 THRU 16	X	-	X	32	535068-5
	△ 3	1 THRU 16	X	-	X	32	535068-4
NOTES	POSITIONS LOADED		C	B	A	NO. OF LOADED POSITION	ASSY PART NUMBER
			ROWS LOADED				

THIS DRAWING IS A CONTROLLED DOCUMENT.		DIN	5/9/89	L. BRINER	
DIMENSIONS: mm [INCHES]		CHK	7/13/94	R.L. BRANDT	
TOLERANCES UNLESS OTHERWISE SPECIFIED:		APVD		NAME	
0 PLC	± -	PRODUCT SPEC			
1 PLC	± -	APPLICATION SPEC			
2 PLC	± -	SIZE			
3 PLC	± 0.13 [.005]	CAGE CODE			
4 PLC	± -	DRAWING NO			
ANGLES	± -	WEIGHT			
MATERIAL	FINISH	A1 00779		C=535068	
CUSTOMER DRAWING		SCALE	4:1	SHEET	1 OF 1