

Redundancy with boost

PULS

SLR5.100

- Input: AC 230V/115V, DC 210-375V
- Output: 24V/5A
- High overload current, no switch-off
- Quasi-Wide-Range Input
- N+1 redundancy, RDY relay contact



The Redundant Variant

CB
scheme
IEC60950

UL US
UL508 LISTED
IND. CONT. EQ.
18 WM, 60°C

UL US
UL60950 E137005
CUL/CSA-C22.2
No 950-M90

CE
EMC and
Low Volt.
Directive

Data sheet

Input

Input voltage AC100-120/220-240 V (switchable), 47-63 Hz (85-132 VAC / 176-264 VAC, 210-375 VDC, see also „Output: Continuous Loading“)

Quasi-Wide-Range Input: With the switch in the 230V position the power supply unit operates at low and moderate loads (until 3 A) at any input voltage between 95 and 264 V AC.

Note: At DC input, always leave the switch in the 230V position.

Input current < 2.6 A (switch in 115V position)
< 1.4 A (switch in 230V position)

- DCin at open output typ. 5 mA (preserves battery sources)

Inrush current typ. < 15 A at 264 V AC and cold start

To be fused with a 10A, B-type 'circuit-breaker' switch based on the usual thermomagn. overload sensing principle (used anyway to fuse the input lines). In addition, the unit contains an internal fuse (not accessible).

Harmonic current emissions acc. to EN 61000-3-2

Transient handling Transient resistance acc. to VDE 0160 / W2 (750 V / 1.3 ms), for all load conditions.

Hold-up time > 37 ms at 196 VAC, 24 V / 5 A (see diagram overleaf)

Efficiency, Reliability etc.*

Efficiency typ. 89 % (230 VAC, 24 V / 5 A)

Losses typ. 14.8 W (230 VAC, 24 V / 5 A)

MTBF 480.000 h acc. to Siemensnorm SN 29500 (24 V/5 A, 230 VAC, T_{amb} = +40 °C)

Life cycle (electrolytics) The unit exclusively uses longlife electrolytics, specified for +105°C (cf. 'The SilverLine', p.2).

Construction / Mechanics*

Housing dimensions and Weight

- W x H x D 64 mm x 124 mm x 102 mm (+ DIN rail)
- Free space for ventilation above/below 25 mm recommended left/right 15 mm recommended
- Weight 620 g

Design advantages:

- Input and output pluggable by means of Combicon® plug connector.
- Ensure strain relief of the plug connectors when installing the unit.
- Input and output are strictly apart from each other and so cannot be mixed up (input below, output above).



Output

Rated output voltage 24 V DC

For balanced current sharing during parallel operation:

Soft characteristic (25.2 V DC ±2% at no-load, 24 V DC ±0.5% at nominal load, almost linear characteristic curve)

Output noise suppression Radiated EMI values below EN50081-1, even when using long, unscreened output cables.

Ambient temperature range T_{amb} Operation: -10°C...+70°C (>60°C: Derating)
Storage: -25°C...+85°C

Continuous loading (at T _{amb} = -10°C...+60°C, convection cooling), see also diagram overleaf. For start at T _{amb} < 0°C and low input voltage, please contact PULS.	Switch	AC/DCin	I _{out}
Output is protected against short circuit, open circuit and overload	230V	176-264 V	ACin 5 A / 6 A *
		95-176 V	ACin 3 A
	115V	210-375 V	DCin 5 A / 6 A *
		150-210 V	DCin 3 A
		100-150 V	DCin 2 A

* short-term 6 A (< 1 min), at 45°C or forced cooling even continuous

Derating typ. 3 W/K (at T_{amb}=+60°C...+70°C)

Voltage regulation better than 2% V_{out} overall

Ripple / Noise < 30 mV_{pp}, (20 MHz bandw., 50 Ω measur.)

Overvolt. protection typ. 29 V

Parallel operation yes, current sharing via soft characteristic (see diagram)

Front panel indicator Green LED

RDY relay contact

- Type normally open contact
- closes when output voltage > 22.1V ±4%
- opens when output voltage < 19.8V ±4%
- Electrical isolation 500V DC to output voltage
- Contact rating 1A at 28V DC

* For further information see data sheets „The SilverLine“, „SilverLine Family Branches“ and mechanics data sheet

Order information

Order number	Description
SLR5.100	N+1 redundancy*
SL5.100	Basic version without redundancy*
SL5S.100	Safety Cover*
SLZ01	Screw mounting set, two needed per unit

Start / Overload Behaviour

Start-up delay	typ. 0.1 s
Rise time	ca. 5-20 ms, depending on load
Overload Behaviour	
<ul style="list-style-type: none"> Special PULS Overload Design (see right diagram) 20% power boost 	<ul style="list-style-type: none"> no disconnection, no hiccup if overloaded high overload current (up to 1.9 I_{Nom}), V_{out} is gradually reduced with increasing current. 6A short-term, at 45°C or forced cooling even continuous
Advantages:	
<ul style="list-style-type: none"> High short-circuit current, giving large 'start-up window': unit starts reliably even with awkward loads (DC-DC converters, motors). No 'sticking' such as can occur with fold-back characteristics Secondary fuses operate reliably 	

Further information

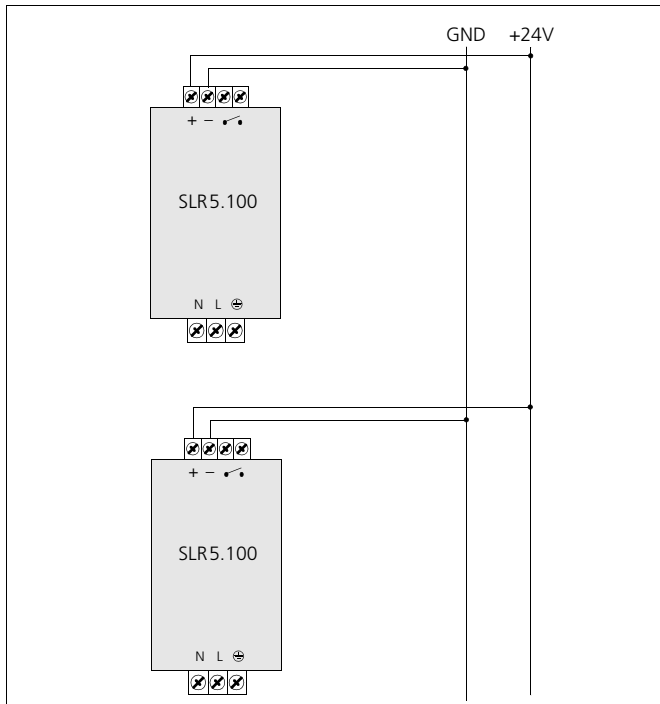
Further information, especially about

- EMC
- Connections
- Safety, Approvals
- Mechanics and Mounting

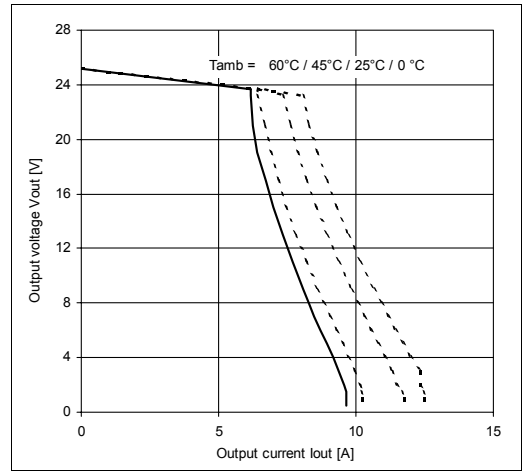
see page 2 of „The SilverLine“ data sheet.

For detailed dimensions
see SilverLine mechanics data sheet SLR2.5/ 5/ 10

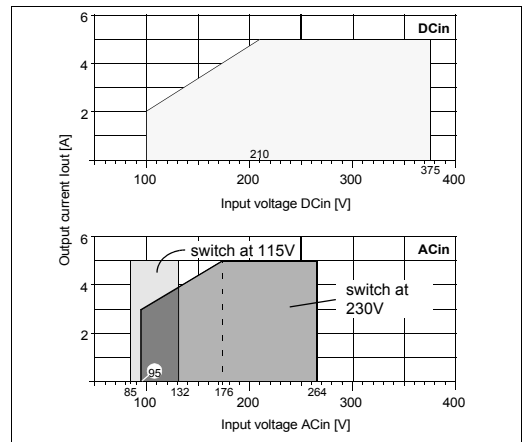
Power wiring



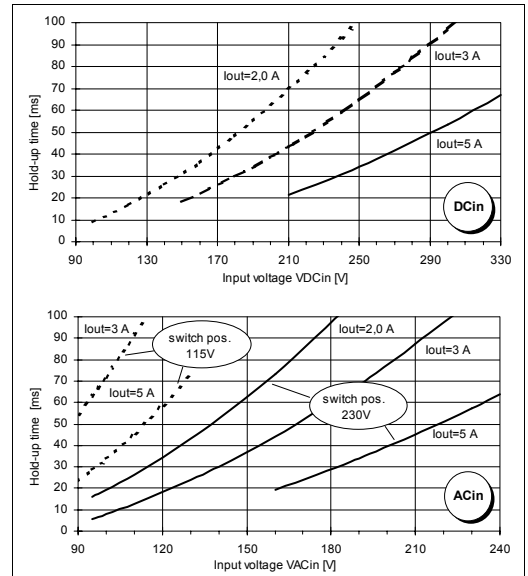
Output characteristic (min.)



Output Current over Input Voltage (min.)



Hold-up time (min.)



Unless otherwise stated, specifications are valid for AC 230V input voltage, +25°C ambient temperature, and 5 min. run-in time. They are subject to change without prior notice.

Your partner in power supply:



PULS GmbH
 Arabellastraße 15
 D-81925 München
 Tel.: +49 89 9278-0
 Fax: +49 89 9278-199
 www.puls-power.com