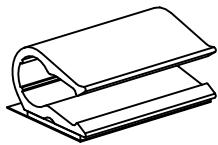
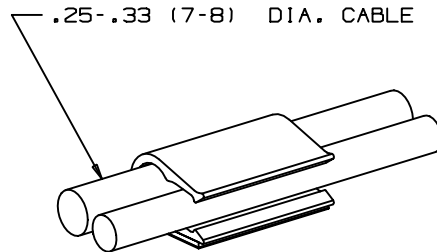


THIS COPY IS PROVIDED ON A RESTRICTED BASIS AND IS NOT TO BE USED IN ANY WAY DETRIMENTAL TO THE INTERESTS OF PANDUIT CORP.

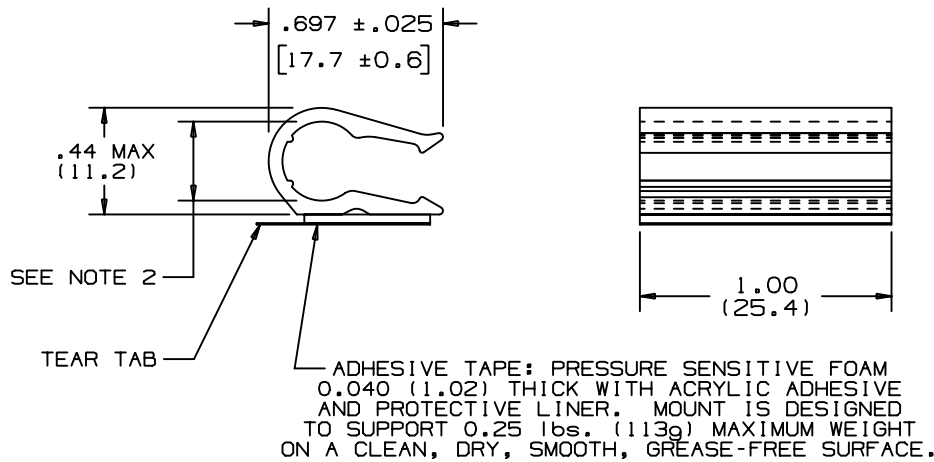
NO WARRANTY, EXPRESSED OR IMPLIED, IS MADE BY PANDUIT WITH RESPECT TO ADHESIVE BOND PERFORMANCE, AMONG OTHER THINGS, THE CONDITIONS UNDER WHICH THESE MOUNTS MAY BE APPLIED AND/OR THE SURFACE TO WHICH THEY MAY BE APPLIED ARE BEYOND PANDUIT'S CONTROL.



ACTUAL SIZE



*PANDUIT PART NO.	WEIGHT LBS / 100 PCS. (g)
ADCC31-AT	0.40 (182)



- TO APPLY CLIP:
1. REMOVE PROTECTION LINER.
 2. PLACE IN DESIRED LOCATION.
 3. APPLY PRESSURE TO CLIP.

NOTES:

- *1. SEE CURRENT PRICE SHEET FOR PART NUMBER SUFFIX DESIGNATION FOR PACKAGE SIZE.
2. THIS CLIP IS DESIGNED TO RETAIN ONE OR TWO CABLES WITH SIZES AS SHOWN. (SEE SKETCH)

DIMENSIONS IN BRACKETS ARE METRIC [mm]

CAD FILENAME/LAYERS G00239FR_PB_ADCC31_AT_00.PRT

PANDUIT

CORP. TINLEY PARK, ILLINOIS

ADCC31-AT
ADHESIVE DUAL CORD CLIP

UNLESS OTHERWISE SPECIFIED,
DIMENSIONAL TOLERANCES ARE:
(.X) ±0.05 (1.3) (.XXX) ±0.010 (0.25)
(.XX) ±0.02 (0.5) ANGLES ± 5°

UNLESS OTHERWISE SPECIFIED,
ALL DIMENSIONS ARE GIVEN
IN INCHES, THIRD ANGLE PROJECTION.

DRAWN BY MLD

MAT'L:

SCALE 1.5x

DATE

6-4-98

WHITE
NORYL

DRAWING NO.

G00239FR

DWG

A
SIZE

REV	DATE	BY	CHK	DESCRIPTION	ECN	R	CUST	SUP
R	6-4-98	MLD		INITIAL RELEASE	G00239FR	R		