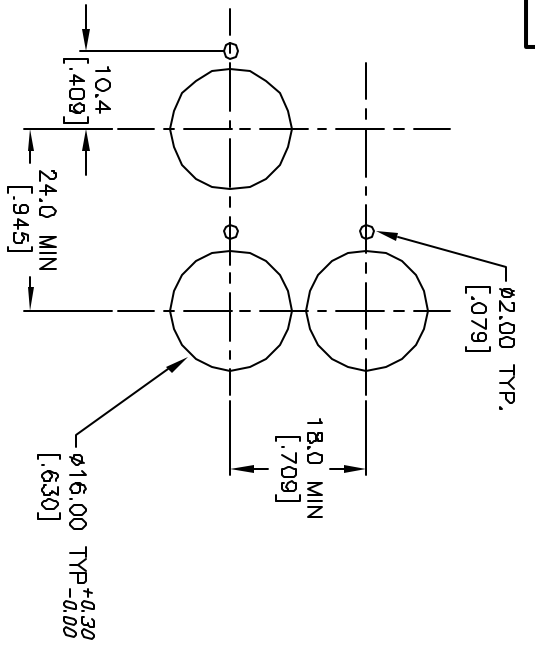


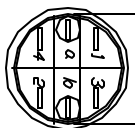
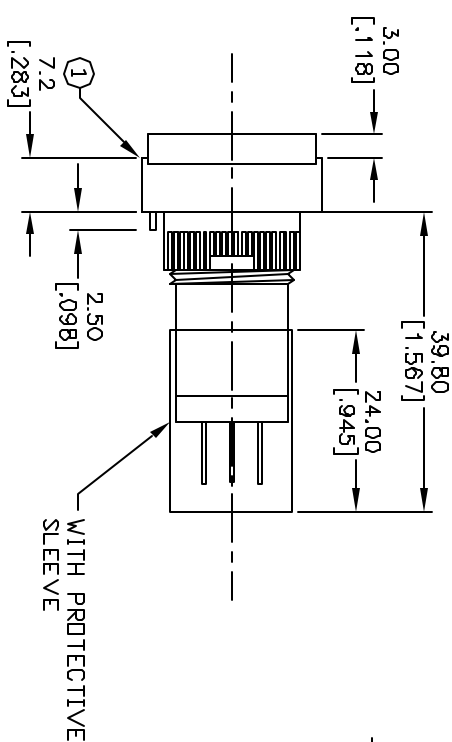
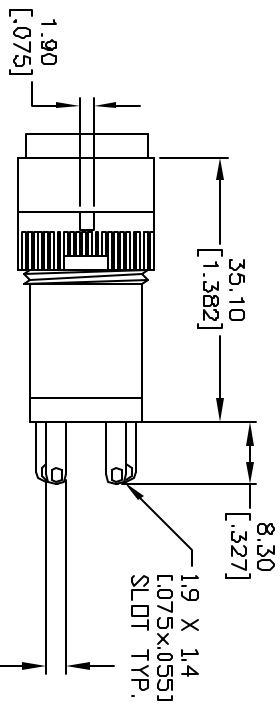
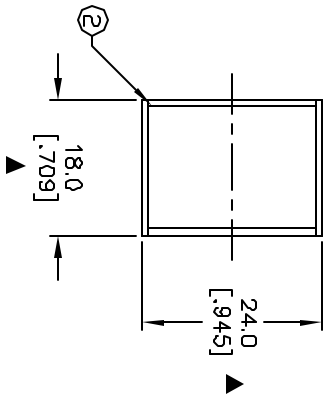
PARTS LIST			
ITEM	QTY.	PART NO.	PART DESCRIPTION
1	1	F040012	P16 OA T11
2	1	F050215	50-002-15 (WHTLENS TRANSPARENT)



RECOMMEND PANEL MOUNTING

1 0 2  
3 0 4  
a-L-b (+)

SPST  
CONTACT CONFIGURATION



Ø14.70 [0.579]

NOTES:

1. ALL DIMENSIONS IN MM [INCH]
2. GENERAL TOLERANCE: X.X=±0.4  
X.XX=±0.25
3. TERM. NOS. FOR REFERENCE ONLY.
4. RATING: 5A@250V AC / 8A@125V AC
5. MECHANICAL LIFETIME: >2 MILLION OPERATIONS
6. TRAVEL: 3.0MM
7. CONTACT MATERIAL: COPPER ALLOY W/SILVER PLATING
8. ▲ DENOTES CRITICAL PARAMETER.

A	13231	RELEASED FOR PRODUCTION	8/24/03	AR
REV.	ECN No.	DESCRIPTION	DATE	CHKD

TITLE				
P16OAT110WHT				
SCALE	DATE	DR	DWG	REV
1:1	6/24/03	AR	XF0557P	A

**E-SWITCH** ®

THE INFORMATION CONTAINED IN THIS DOCUMENT IS PROPRIETARY TO E-SWITCH AND IS NOT TO BE COPIED OR TRANSFERRED