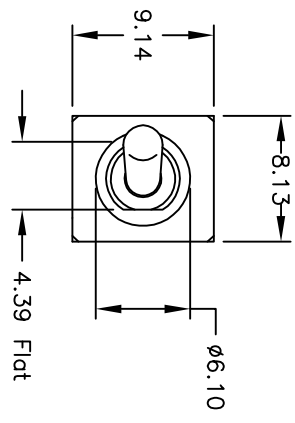
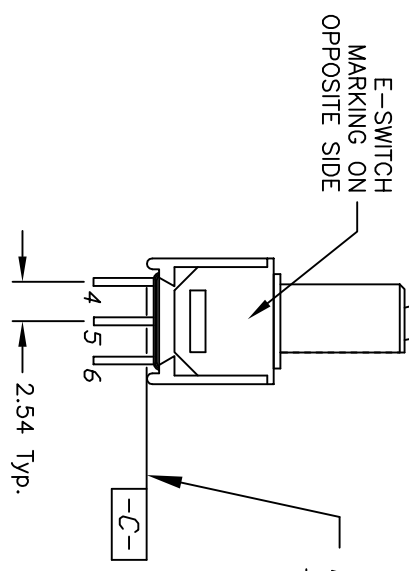
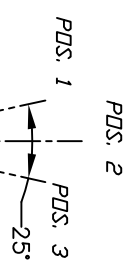
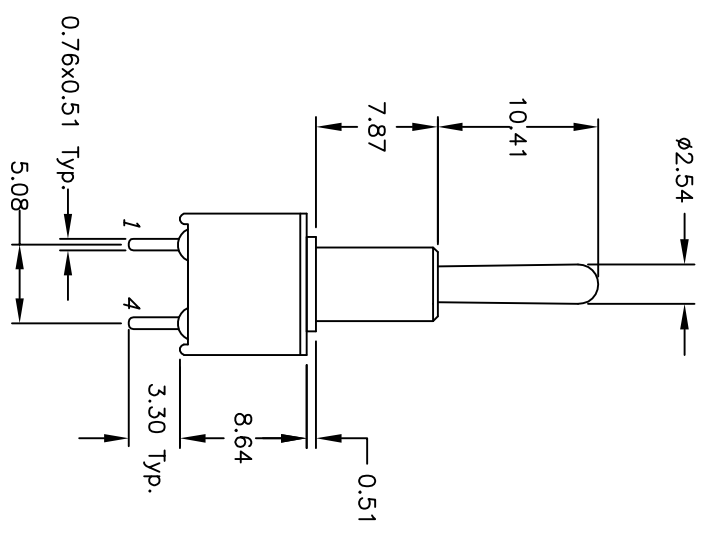


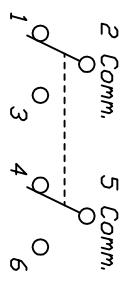
RECOMMEND P.C.B. LAYOUT



- NOTES:
1. ALL DIMENSIONS IN MM
  2. GENERAL TOLERANCE: 0.0=±0.4  
0.00=±0.25
  3. TERM. NOS. FOR REF. ONLY
  4. CONTACT RATING: 0.4 (VA) max. @20 VAC or DC max.
  5. FIXED TERMINAL & MOVING CONTACT: Cu alloy w/ Au plate over Ni plate.
  6. ELECTRIC LIFE: 30,000 make-and-break cycles at full load.
  7. INSULATION RESISTANCE: 1,000 M ohm min.
  8. DIELECTRIC STRENGTH: 1,000 V RMS @sea level.
  9. OPERATING TEMP.: -30°C to 85°C



NO EPDXY ON TERMINALS  
BELOW THIS SURFACE



CIRCUIT: DPDT  
CONTACT CONFIGURATION

SWITCH FUNCTION		
PDS. 1	PDS. 2	PDS. 3
DN	NONE	DN
2-3, 5-6	DPEN	2-1, 5-4



A	10494	RELEASED FOR PRODUCTION		
REV.	ECN No.	DESCRIPTION	DATE	CHKD
THE INFORMATION CONTAINED IN THIS DOCUMENT IS PROPRIETARY TO E-SWITCH AND IS NOT TO BE COPIED OR TRANSFERRED				

TITLE				
200 MDP-1 T4 B6 M2 R E				
SCALE	DATE	DR	DWG	REV
2:1	1/13/00	MM	T221027	A