


ConnectEVE



Introduction to ConnectEVE

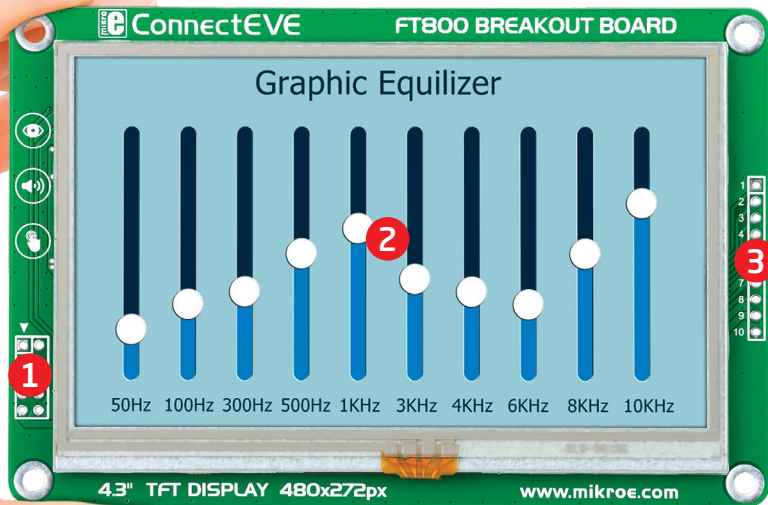
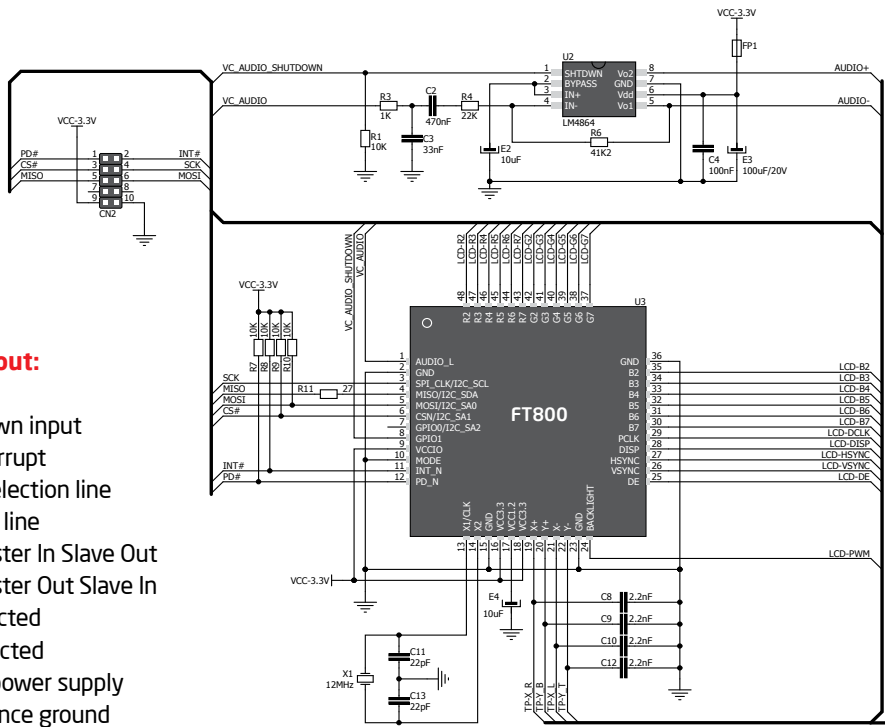


Figure 1: ConnectEVE board

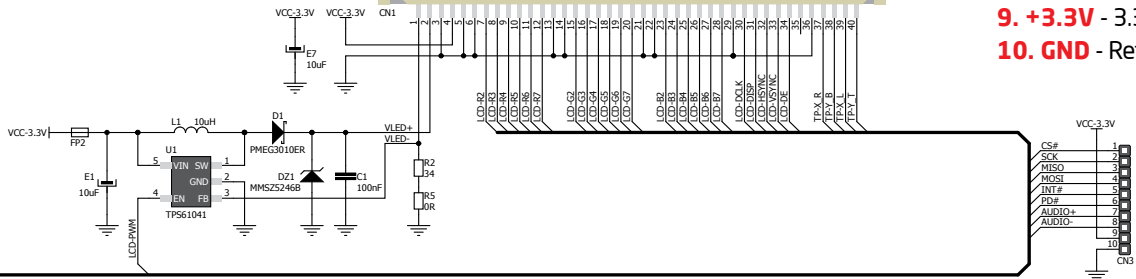
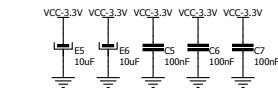
The ConnectEVE board contains a **FT800Q** graphic controller and a 4.3" TFT color display **AT043B35** with 480x272 pixel resolution. The display is driven by a **HX8257A** display controller capable of showing advanced graphical content. Each pixel can display 262K different colors. TFT display is covered with a resistive touch panel which can be used as input device. The board is primarily designed to be used as an additional display on MikroElektronika Easy development boards. For further connectivity there are two headers (2X5 and 1X10). After testing and building the final program, this board can also be used in your final device. The board also contains mounting holes for easier integration into your designs.

1**2x5 header pinout:**

1. **PD** - Power down input
2. **INT** - Host interrupt
3. **CS** - SPI chip selection line
4. **SCK** - SPI clock line
5. **MISO** - SPI Master In Slave Out
6. **MOSI** - SPI Master Out Slave In
7. **NC** - Not connected
8. **NC** - Not connected
9. **+3.3V** - 3.3V power supply
10. **GND** - Reference ground

**2**

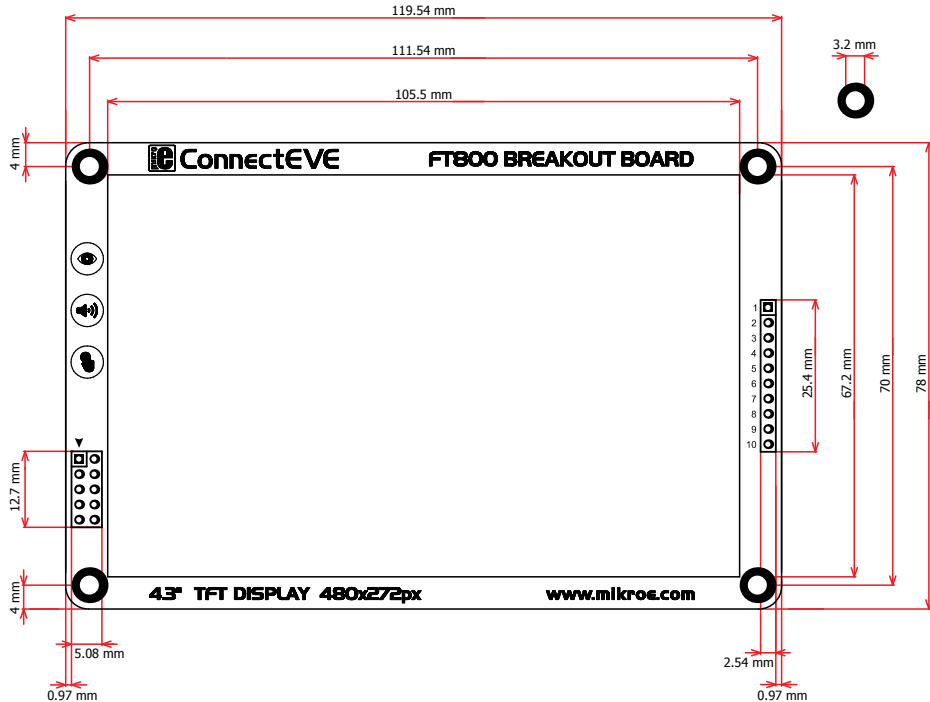
480x272 pixel 4.3" color TFT display with LED back-light, **HX8257A** controller and resistive touch panel.

**3****1x10 header pinout:**

1. **CS** - SPI chip selection line
2. **SCK** - SPI clock line
3. **MISO** - SPI Master In Slave Out
4. **MOSI** - SPI Master Out Slave In
5. **INT** - Host interrupt
6. **PD** - Power down input
7. **AUDIO+** - Audio out +
8. **AUDIO-** - Audio out -
9. **+3.3V** - 3.3V power supply
10. **GND** - Reference ground

Figure 2: ConnectEVE schematic

Board dimensions





If you want to learn more about our products, please visit our website at www.mikroe.com

If you are experiencing some problems with any of our products or just need additional information, please place your ticket at www.mikroe.com/support

If you have any questions, comments or business proposals,
do not hesitate to contact us at office@mikroe.com

ConnectEVE Manual
ver. 1.00a

