


REV	DESCRIPTION	BY	APR	DATE
A03	UPDATED HOLE PATTERNS, DERIVED FROM 090-00289	ASP	EJS	2012-12-20
A04	UPDATED HOLE PATTERN "B", DIM #7 WAS 60.8, DIM#8 WAS 9.3	ASP	EJS	2013-01-23



NOTES:

- DIMENSION NUMBERS ARE USED TO IDENTIFY DIMENSIONS FOR REPORTING PURPOSES:
 - △ A TRIANGLE FLAG INDICATES A CRITICAL TO FUNCTION DIMENSION (CTF).
 - A SQUARE FLAG INDICATES A CONTROLLED DIMENSION (CD).
 - A CIRCLE FLAG INDICATES A STANDARD DIMENSION.

DIMENSIONS IN (PARENTHESES) ARE FOR REFERENCE AND NEED NOT BE REPORTED.
- ALL ASSEMBLY DETAILS ARE SHOWN ON DRAWING 090-00289, AND MUST CONFORM TO THE SPECIFICATIONS THEREIN.
- FINISH: SEE DRAWING 090-00289.
- IDENTIFY THE PART IN THE AREA SHOWN PER NUVENTIX SPECIFICATION MFG-SPEC-00023.

TABLE 1	
MANUFACTURING/ENGINEERING PART NUMBER	LED MODULES SUPPORTED
090-00289-02	BRIDGELUX RS (HOLE A) BRIDGELUX VERO (HOLE B)

UNLESS OTHERWISE SPECIFIED:
 -ALL DIMENSIONS IN MILLIMETERS
 -DRAFT ANGLES TO BE 3 DEGREES
 -DIMENSIONS INCLUDE PLATING

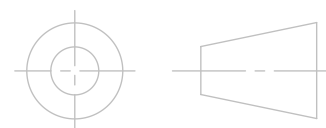
TOLERANCES: .X: ± 0.2
 .XX: ± 0.1
 ANGLES: ±0.5°

MATERIAL N/A
 FINISH N/A
 DO NOT SCALE DRAWING

SIZE
B

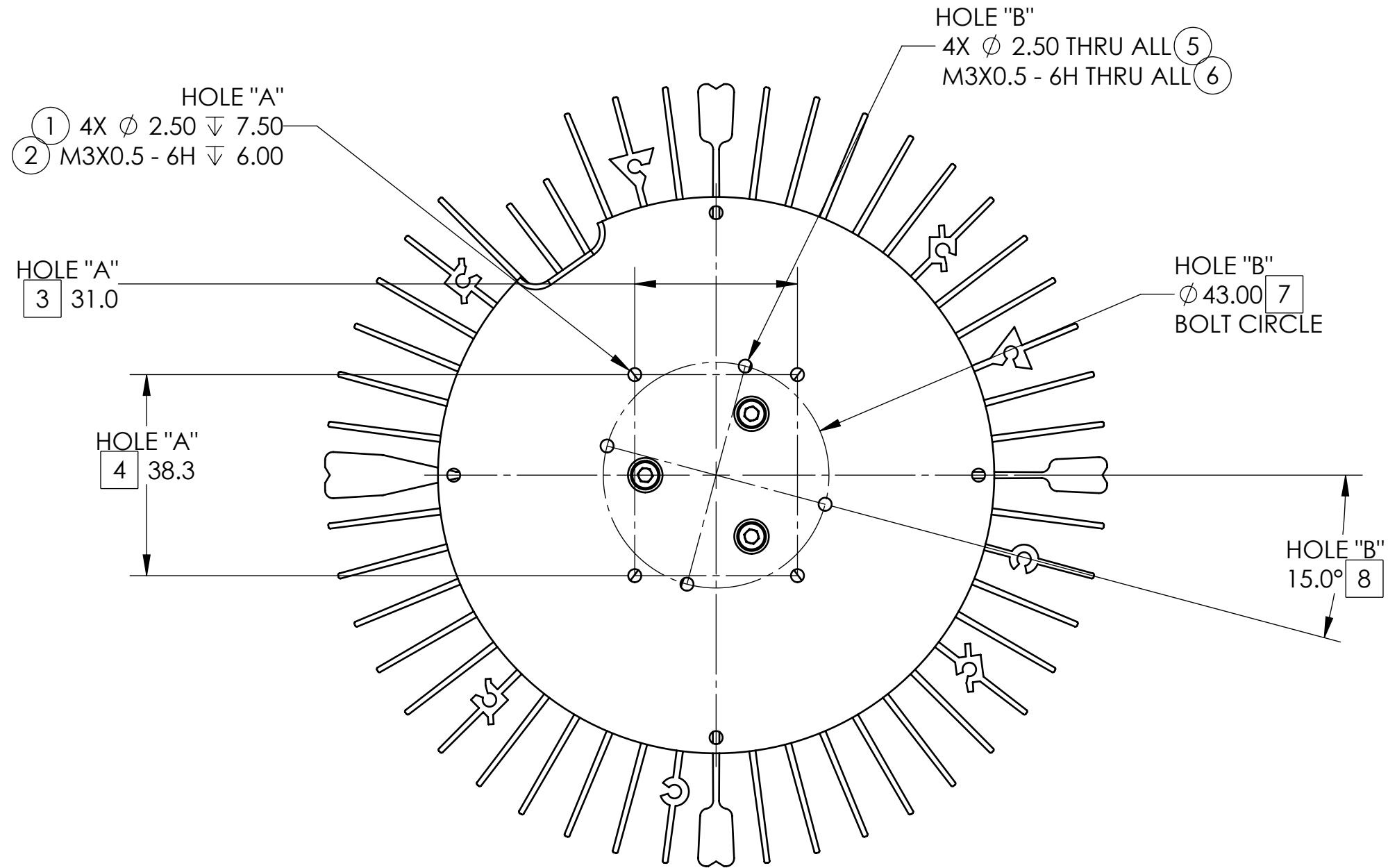
	NAME	DATE
DRAWN	ASP	2012-9-17
CHECKED	A	
ENG APPR.	A	

THIRD ANGLE PROJECTION



TITLE: Heat Sink Assembly, High Bay 150W	
DWG. NO. 090-00289-02	REV A04
SCALE: 3:4	SHEET 1 OF 2

LED MOUNTING HOLES



TITLE:
**Heat Sink Assembly,
 High Bay 150W**

SIZE	DWG. NO.	REV
B	090-00289-02	A04

SCALE: **1:1** SHEET **2** OF **2**

PROPRIETARY AND CONFIDENTIAL: THE INFORMATION CONTAINED IN THIS DRAWING IS THE SOLE PROPERTY OF NUVENTIX, INC. ANY REPRODUCTION IN PART OR AS A WHOLE WITHOUT THE WRITTEN PERMISSION OF NUVENTIX, INC IS PROHIBITED.