

**RIDERSERIES
RPW205730**

Weidmüller Interface GmbH & Co. KG
Klingenbergstraße 16
D-32758 Detmold
Germany
Fon: +49 5231 14-0
Fax: +49 5231 14-292083
www.weidmueller.com



Standard relays in the RIDERSERIES RPW.

- 2 CO contacts
- Optionally AC or DC coils
- Mechanical operating display

General ordering data

Order No.	8690780000
Type	RPW205730
Version	RIDERSERIES, Relais, No. of contacts: 2, CO contact, AgCdO, Rated control voltage: 230 V AC, Continuous current: 16 A, Plug-in connection
GTIN (EAN)	4032248361366
Qty.	25 pc(s).

RIDERSERIES
RPW205730

Weidmüller Interface GmbH & Co. KG
 Klingenbergstraße 16
 D-32758 Detmold
 Germany
 Fon: +49 5231 14-0
 Fax: +49 5231 14-292083
 www.weidmueller.com

Technical data
Ratings

Conductor connection system	Plug-in connection	Humidity	40 °C / 93 % rel. humidity, no condensation
Weight	81 g	UL 94 flammability rating	V-0

Dimensions and weights

Width	38.5 mm	Height	35.5 mm
Depth	48.5 mm	Weight	81 g
Net weight	92.72 g		

Temperatures

Operating temperature	-45 °C...+60 °C	Storage temperature	-40 °C...+60 °C
-----------------------	-----------------	---------------------	-----------------

Input

Rated control voltage	230 V AC	Rated current AC	10.1 mA
Coil resistance	8,300 Ω ±12 %	Power rating	2.3 VA
Response / drop-out voltage AC coil	184 V / 69 V	Status indicator	Mechanical

Output

Rated switching voltage	400 VAC	Max. switching voltage, AC	440 V
Continuous current	16 A	making current	40 A / 20 ms
Max. switching power	6000 VA	Response time	15 ms / 10 ms
Min. switching power	24 V / 100 mA	Max. switching frequency at rated load	0.1 Hz

Contact specifications

No. of contacts	2	Contact design	CO contact
Contact material	AgCdO	Mechanical service life	20 x 10 ⁶ switching cycles

Insulation coordination

Rated voltage	250 V	Clearance and creepage distances for control side - load side	≥ 4 mm
Dielectric strength for control side - load side	2.5 KV _{eff} / 1 min.	Impulse withstand voltage	5 kV (1.2/50 μs)
Protection degree	IP 20	Insulating material group	IIIa

Other technical data

Version	With lug, without test button	Status indicator	Mechanical
Free-wheel diode	No		

Further details of approvals / standards

Standards	IEC 61810-1, UL508
-----------	--------------------

**RIDERSERIES
RPW205730**

Weidmüller Interface GmbH & Co. KG
Klingenbergstraße 16
D-32758 Detmold
Germany
Fon: +49 5231 14-0
Fax: +49 5231 14-292083
www.weidmueller.com

Technical data**Classifications**

ETIM 2.0	EC001437	ETIM 3.0	EC001437
UNSPSC	30-21-19-17	eClass 4.1	40-02-06-14
eClass 5.1	27-37-16-01	eClass 6.0	27-37-16-01
eClass 7.0	27-37-16-01		

Approvals

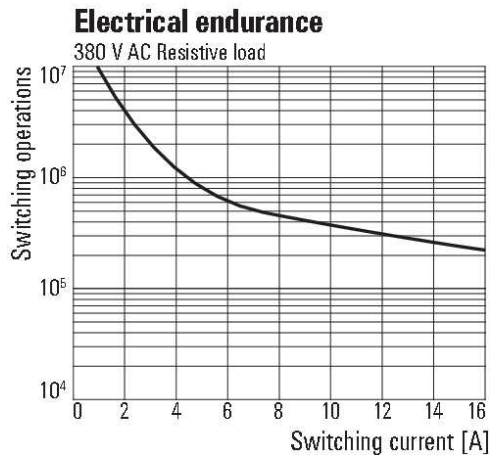
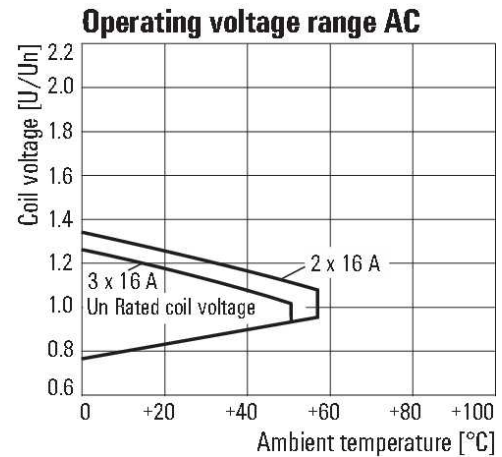
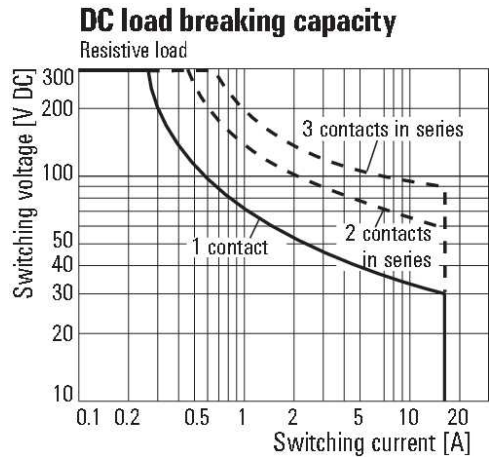
Approvals

**Downloads**Declaration of Conformity [K295_12_10.pdf](#)

**RIDERSERIES
RPW205730**

Weidmüller Interface GmbH & Co. KG
 Klingenbergstraße 16
 D-32758 Detmold
 Germany
 Fon: +49 5231 14-0
 Fax: +49 5231 14-292083
 www.weidmueller.com

Drawings



**RIDERSERIES
RPW205730**

Weidmüller Interface GmbH & Co. KG
 Klingenbergstraße 16
 D-32758 Detmold
 Germany
 Fon: +49 5231 14-0
 Fax: +49 5231 14-292083
 www.weidmueller.com

Drawings

Type code	RPW				
Typ	RIDER PoWer				
Contacts	2 2 change-over contacts 7 3 change-over contacts				
Type of construction	0 Without test button 3 With test button				
Housing	2 Cap without lug, 4.8 mm Faston 5 Cap with lug, 6.3 mm Faston				
					DC coil 006 6 V DC 012 12 V DC 024 24 V DC 048 48 V DC 060 60 V DC 110 110 V DC AC coil 506 6 V AC 512 12 V AC 524 24 V AC 548 48 V AC 615 115 V AC 730 230 V AC