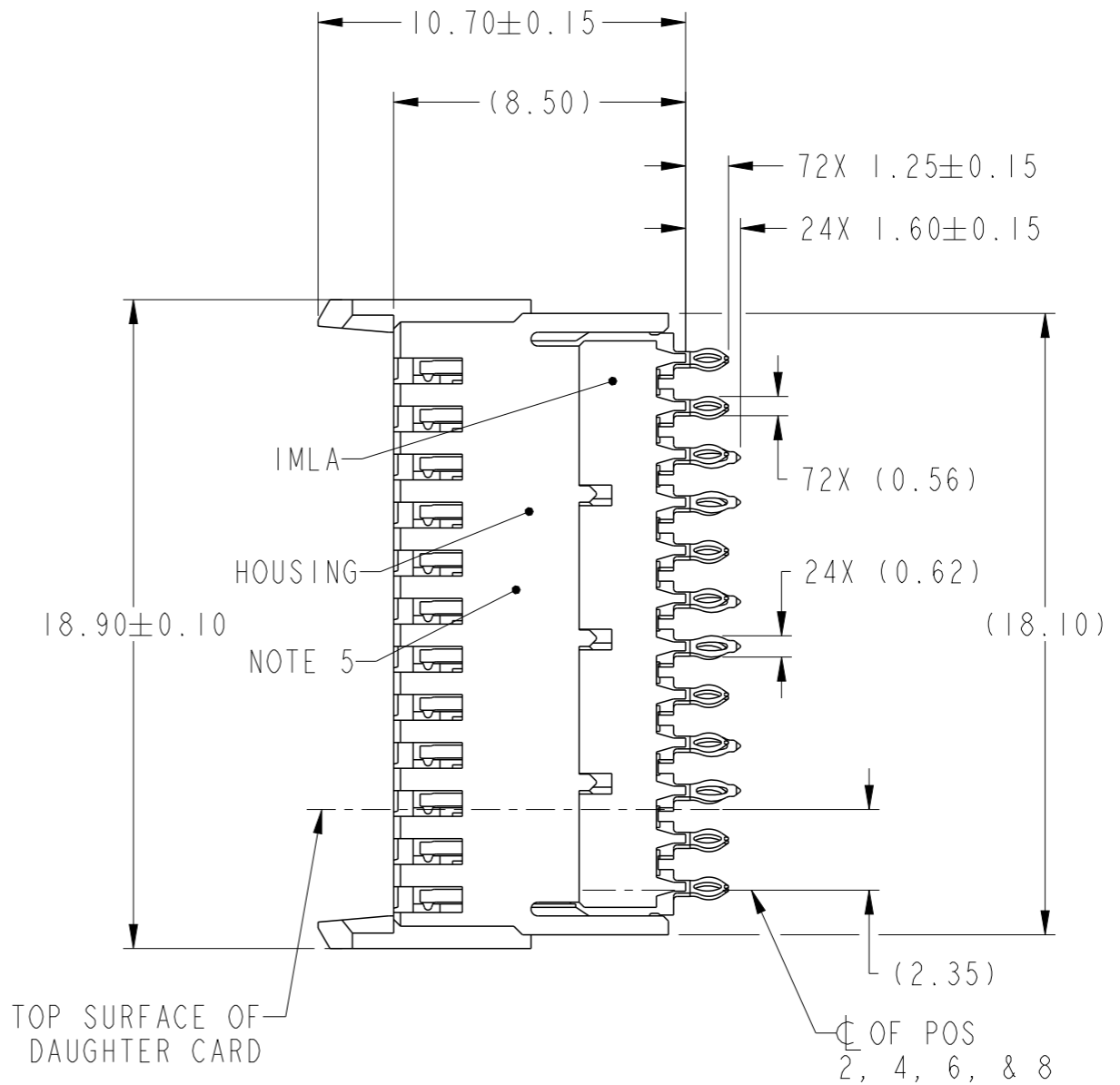



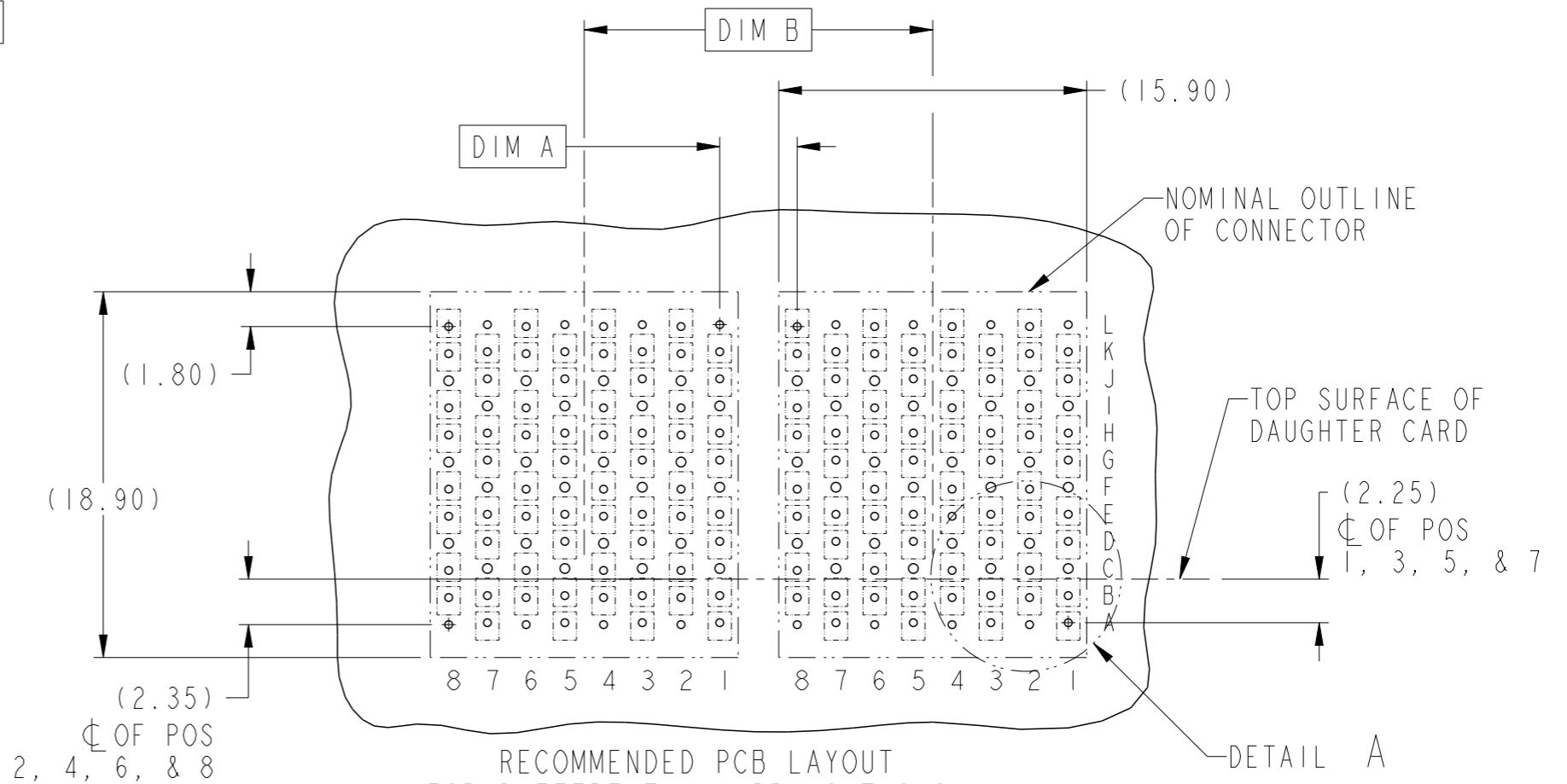
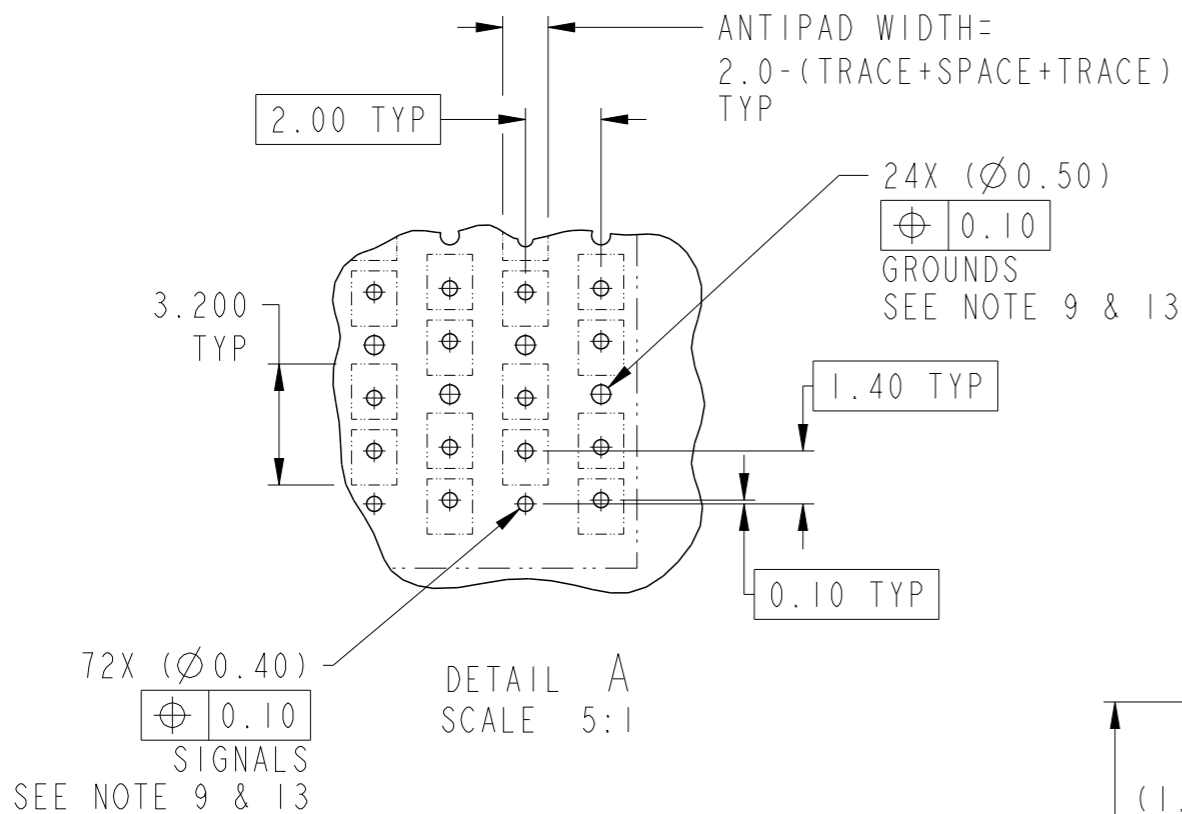
PRODUCT NUMBER  
SEE TABLE, SHT 4



Copyright FCI.

spec ref		dr	M Srinivasan	2012/05/14	projection	MM	size	A3	scale	5:1	
tolerance std		eng	Sandar Soe	2014/01/14			ecn no		-		
ASME Y14.5		chr	-	-			rel level		Released		
TOLERANCES UNLESS OTHERWISE SPECIFIED		appr	Chen-Hong Tan	2014/01/14	product family		AirMax VS		-		
surface		linear	0.X	±0.3		title		AirMax VS VERT RECEPT ASSY		rev	A
			0.XX	±0.10		dwg no		10120765			
			0.XXX	±0.050		cat. no.		-			
ASME Y14.5	angular	0°	±2°	www.fci.com	Product - Customer Drw		sheet 1 of 3				

ADJACENT HEADER WIDTHS	DIM A	DIM B
16MM/16MM	2.00	16.00
16MM/18MM	3.00	17.00
18MM/18MM	4.00	18.00



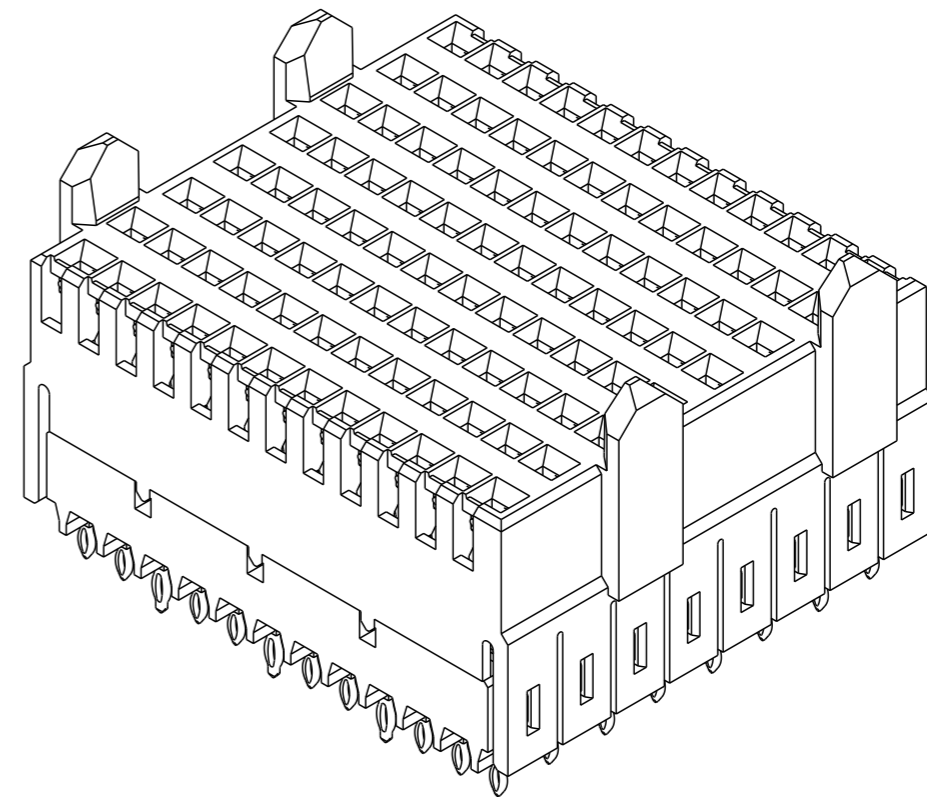
RECOMMENDED PCB LAYOUT  
FOR DIFFERENTIAL APPLICATIONS,  
COMPONENT SIDE  
(TWO ADJACENT FOOTPRINTS SHOWN)  
NOTES 6 & 7

spec ref	dr	M Srinivasan	2012/05/14	projection	MM	size	A3	scale	1:1
tolerance std	eng	Sandar Soe	2014/01/14			ecn no	-	rel level	Released
ASME Y14.5	chr	-	-						
	appr	Chen-Hong Tan	2014/01/14	product family	AirMax VS				
surface	linear	0.X	±0.3		AirMax VS VERT RECEIPT ASSY SMALL-PRESS-FIT, 96 POS, 16mm	dwg no 10120765	rev A		
		0.XX	±0.10						
		0.XXX	±0.050						
ASME Y14.5	angular	0°	±2°	www.fci.com	cat. no.	-	Product - Customer Drw	sheet 2 of 3	

PRODUCT NUMBER	PRESS-FIT TAIL PLATING TYPE
10120765-101	TIN/LEAD ALLOY OVER NICKEL
10120765-101LF	TIN OVER NICKEL (LEAD FREE)

NOTES:

1. CONNECTOR MATERIALS:  
HOUSING: HIGH TEMP THERMOPLASTIC, NATURAL, UL94V-0  
IMLA PLASTIC: HIGH TEMP THERMOPLASTIC, BLACK, UL94V-0  
CONTACT: COPPER ALLOY
2. CONTACT PLATING:  
SEPARABLE INTERFACE:  
PERFORMANCE-BASED PLATING, QUALIFIED TO MEET THE REQUIREMENTS OF FCI PRODUCT SPECIFICATION GS-12-239, INCLUDING TELCORDIA GR-1217-CORE (NOVEMBER 1995) CENTRAL OFFICE.  
PRESS-FIT TAILS: SEE TABLE
3. PRODUCT SPECIFICATION: GS-12-239
4. APPLICATION SPECIFICATION: GS-20-035
5. PRODUCT MARKING, (PART NUMBER & LOT CODE), ON THIS SURFACE
6. REFER TO CUSTOMER DRAWING 10035911 FOR INFORMATION REGARDING PCB LAYOUT OF POWER AND GUIDE MODULES RELATIVE TO SIGNAL MODULES
7. POSITION F OF ODD NUMBERED COLUMNS AND POSITION G OF EVEN NUMBERED COLUMNS CORRESPOND TO EARLY MATE HEADER PINS
8. THERE IS NO GROUND BUSSING WITHIN THE CONNECTOR SYSTEM
9. SEE CUSTOMER DRAWING 10104444 FOR INFORMATION ON PCB HOLE DIAMETER AND PLATING OPTIONS
10. THIS PRODUCT MEETS EUROPEAN UNION DIRECTIVES AND OTHER COUNTRY REGULATIONS AS DESCRIBED IN GS-22-008
11. THE HOUSING WILL WITHSTAND EXPOSURE TO 260°C PEAK TEMPERATURE FOR 40 SECONDS IN A CONVECTION, INFRA-RED OR VAPOR PHASE REFLOW OVEN
12. PACKAGING MEETS GS-14-920 LEAD FREE LABELING SPECIFICATION
13. GROUND VIAS IN POSITON C, F, & I FOR ODD COLUMNS AND POSITIONS D, G & J FOR EVEN COLUMNS REQUIRE (Ø0.50) FINISHED HOLES. ALL OTHER VIAS REQUIRE (Ø0.40) FINISHED HOLES.



spec ref		dr	M Srinivasan	2012/05/14	projection	MM	size	A3	scale	5:1	
tolerance std		eng	Sandar Soe	2014/01/14			ecn no		-		
ASME Y14.5		chr	-	-			rel level		Released		
TOLERANCES UNLESS OTHERWISE SPECIFIED		appr	Chen-Hong Tan	2014/01/14	product family		AirMax VS		rev		
surface		linear	0.X	±0.3		title		AirMax VS VERT RECEPT ASSY		dwg no 10120765	rev A
			0.XX	±0.10		SMALL-PRESS-FIT, 96 POS, 16mm					
			0.XXX	±0.050		cat. no.		-			
ASME Y14.5		angular	0°	±2°	www.fci.com		Product - Customer Drw		sheet 3 of 3		