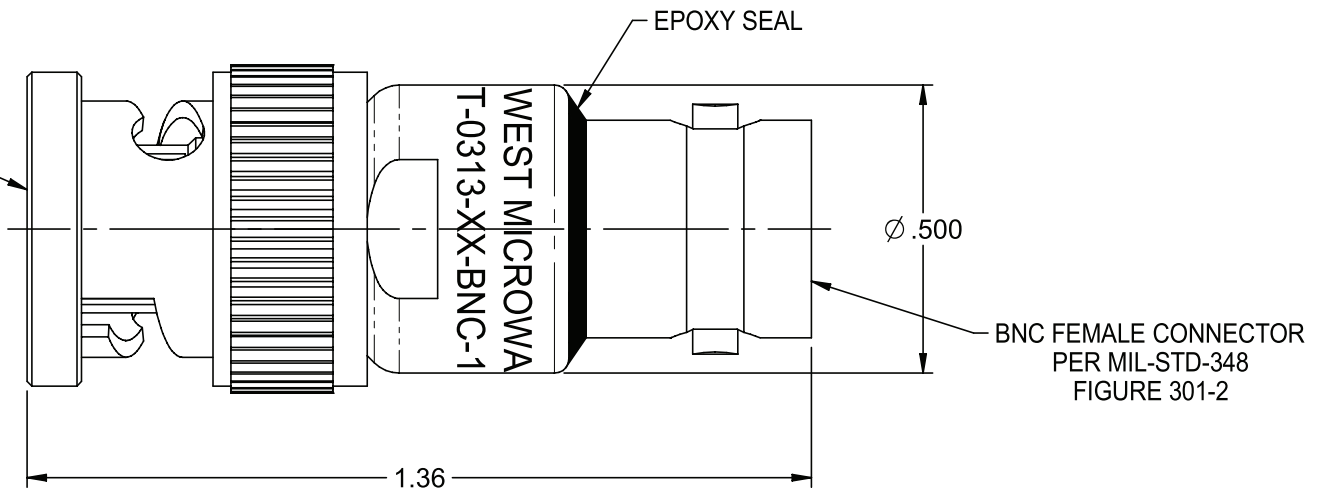


BNC MALE CONNECTOR
PER MIL-STD-348
FIGURE 301-1


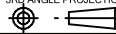


BNC FEMALE CONNECTOR
PER MIL-STD-348
FIGURE 301-2

NOTES: UNLESS OTHERWISE SPECIFIED.

1. SPECIFICATIONS:

- 1.1 FREQUENCY RANGE: DC TO 4.0 GHz
- 1.2 ATTENUATION & ACCURACY:
 - 0 dB: +0.3/-0 dB
 - 1-6 dB: ±0.3 dB
 - 7-20 dB: ±0.5 dB
 - 21-30 dB: ±0.8 dB
- 1.3 IMPEDANCE: 50 OHM
- 1.4 VSWR (MAX): 1.25:1
- 1.5 MAXIMUM INPUT POWER: 2 WATTS AVG. AT 25°C
DERATED LINEARLY TO 0.5 WATTS AT 125°C
- 1.6 OPERATING TEMP. RANGE: -55°C TO 125°C
- 1.7 FINISH: NICKEL PLATED BRASS.

 <small>This PROPRIETARY Document is property of Cinch Connectivity Solutions. It is confidential in nature, non-transferable, and issued with the clear understanding that it is not traced or copied without permission and is returnable upon demand.</small> <small>INTERPRET DRAWING IN ACCORDANCE WITH ASME Y14.5-2009.</small>	<small>3RD ANGLE PROJECTION</small> 	Midwest Microwave	
	<small>UNLESS OTHERWISE SPECIFIED</small> RoHS <input checked="" type="checkbox"/> 2002/95/EC <small>UNITS: INCH</small> .XX ±.02 .XXX ±.005 ANGLES ±2°	Title: BNC ATTENUATOR, 0-30 dB	
	Model No. ATT-0313-XX-BNC-10	Size A	DO NOT SCALE DRAWING
			Sheet 1 of 1